



Ref.: I330-TQ



Avenida Tamôios, Qd. 63, Lts. 12 ao 23, Jardim Eldorado
Aparecida de Goiânia - Goiás - CEP: 74993-160
Fone/Fax 62. 3283-7274
E-mail: vendas@ferragenstq.com.br
www.ferragenstq.com.br



Ref.: I605

Ref.: PL 5050 PRO
Prolongador
Ajustável
Pesado

Ref.: I103-BIG

Ref.: I331-TQ



UMA INDÚSTRIA MODERNA

Fundada em 2000, a FERRAGENS TQ passou por grandes transformações e investimentos em instalações físicas e equipamentos, o que resultou numa empresa moderna e eficiente. Foram automatizados quase todos os processos, inclusive a cromação e a pintura eletrostática, que conferiram a excelência no acabamento de seus produtos. Seus colaboradores são altamente capacitados, reconhecidos e valorizados, e contam com um ótimo ambiente de trabalho e integração, convivendo como uma grande família.

UMA EMPRESA ECOLOGICAMENTE CORRETA

Pela consciência dos seus sócio-fundadores, todos os recursos necessários foram disponibilizados para construção de uma eficaz estação para tratamento dos efluentes e separação dos resíduos sólidos que, além de proteger o meio ambiente, possibilita o reuso total das águas utilizadas no processo de industrialização.

UMA PARCEIRA LEAL

Tendo como foco principal o atendimento às têmperas de vidros e aos distribuidores, a empresa conquistou a confiança e admiração de todos os seus clientes que, seguros da fidelidade, desempenham com tranquilidade a missão de levar os seus produtos para as diversas regiões do Brasil.



Índice

Use cola rápida tipo (super bonder) nas cortiças, para agilizar a montagem das ferragens.



4 Ferragens Especias



12 Linha Santa Marina



58 Fechaduras Linha 3000




64 Puxadores e Acessórios



69 Linha Maxim-Ar

Ref.: I009-TQ

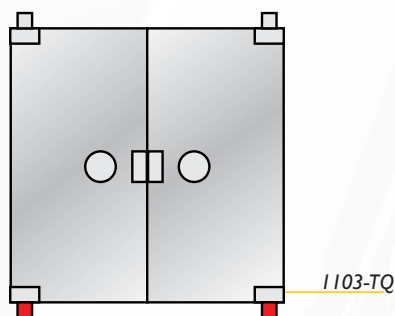

Pivô para peças pivotantes superior / inferior
Obs: Montagem Simplificada



Ref.: I013-TQ

Pivô para dobradiça inferior (montagem com a I103-TQ)
Obs: Mais praticidade e agilidade na instalação (apenas 1 furo)

Parafuso em aço Inox

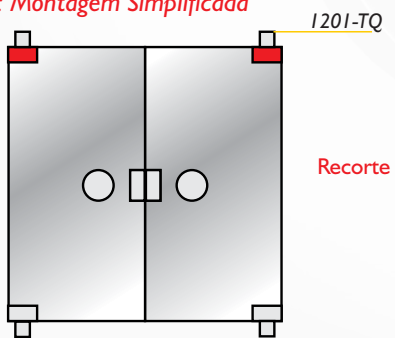


Ref.: I101-TQ

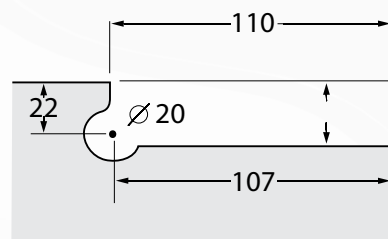
Dobradiça superior com furo (montagem com a I201-TQ)
Obs: Montagem Simplificada



Aplicação



Recorte

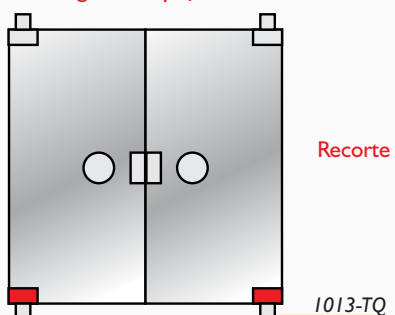


Ref.: I103-TQ

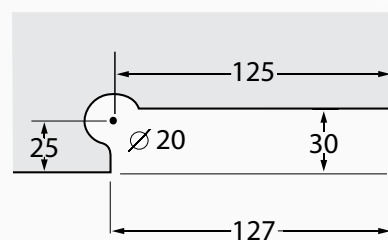
Dobradiça Inferior com furo (montagem com a I013-TQ)
Obs: Montagem Simplificada



Aplicação



Recorte

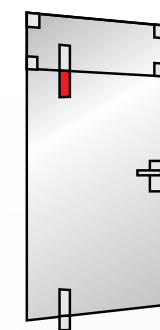


Ref.: I101-BIG

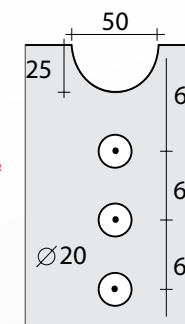
Dobradiça superior vertical



Aplicação



Recorte



Ref.: I103-BIG (Montagem com a I013)

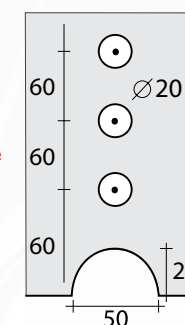
Dobradiça Inferior vertical



Aplicação



Recorte



Ref.: I201-BIG-V

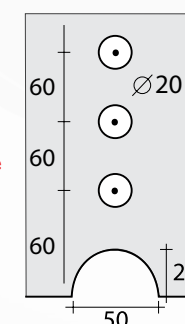
Pivô para dobradiça I101-big (VV)



Aplicação

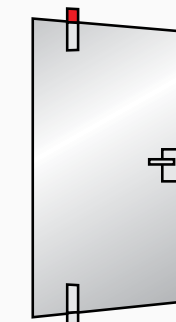


Recorte

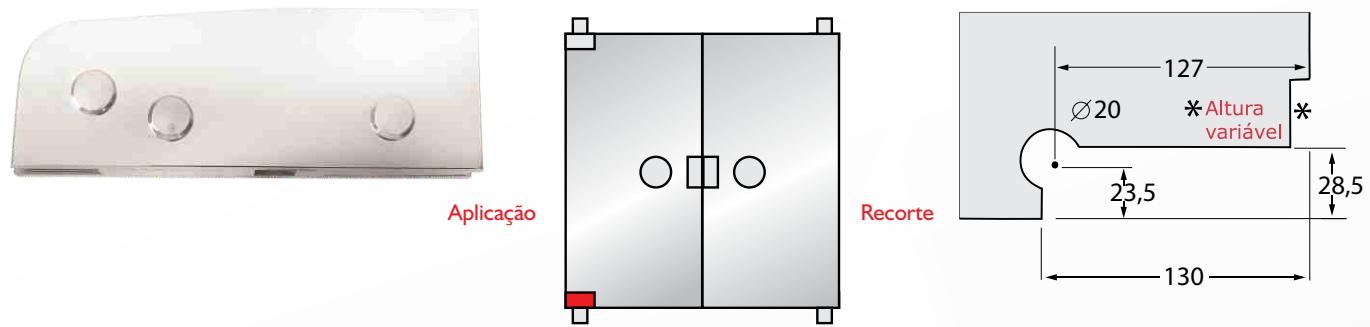


Ref.: I201-BIG

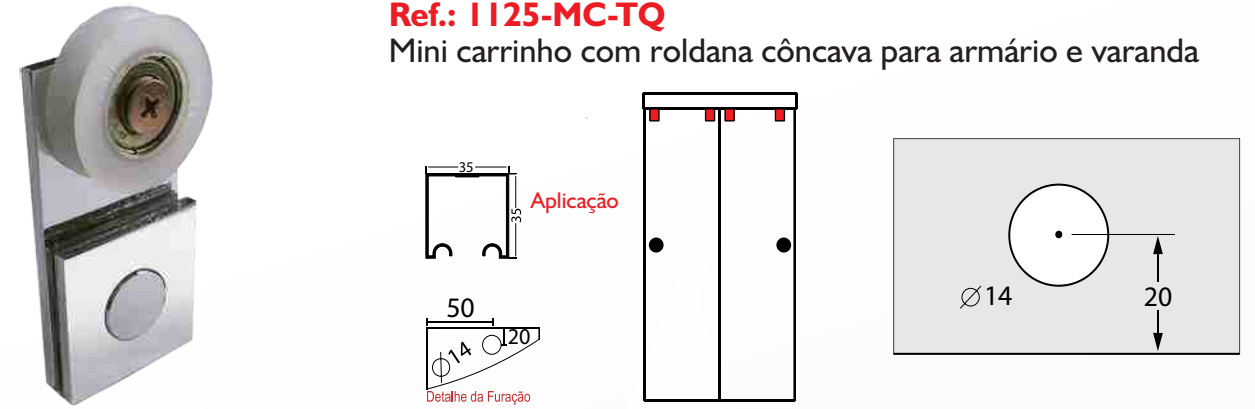
Pivô para dobradiça I101 BIG Vidro Alvenaria



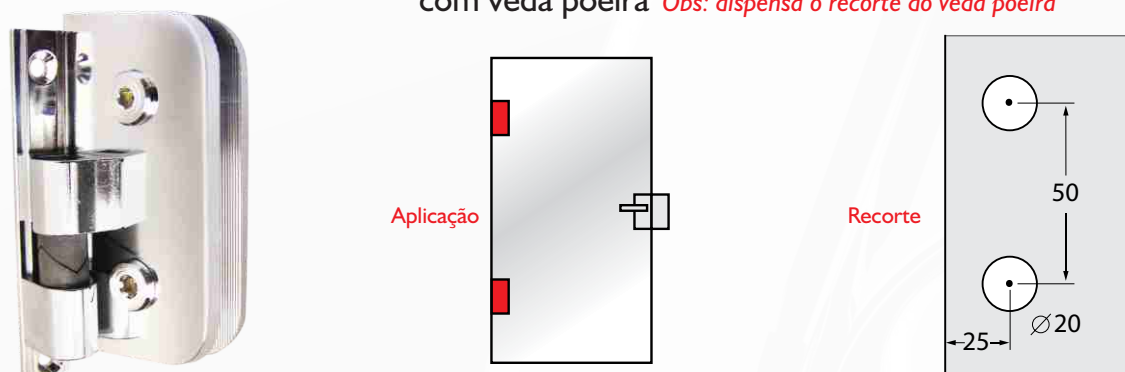
Ref.: I 103-TQ-Rodapé
 Dobradiça inferior com desconto para rodapé até 25mm



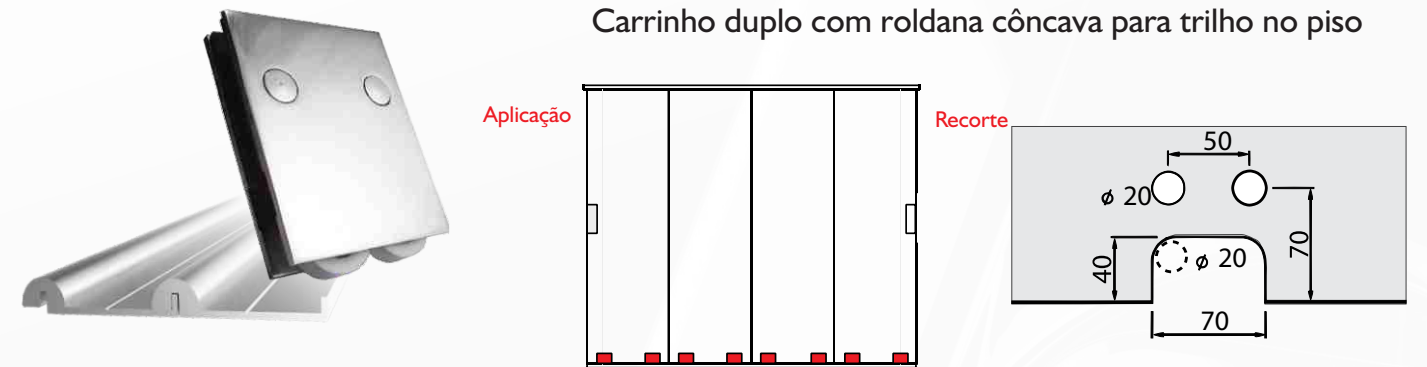
Ref.: I 125-MC-TQ
 Mini carrinho com roldana côncava para armário e varanda



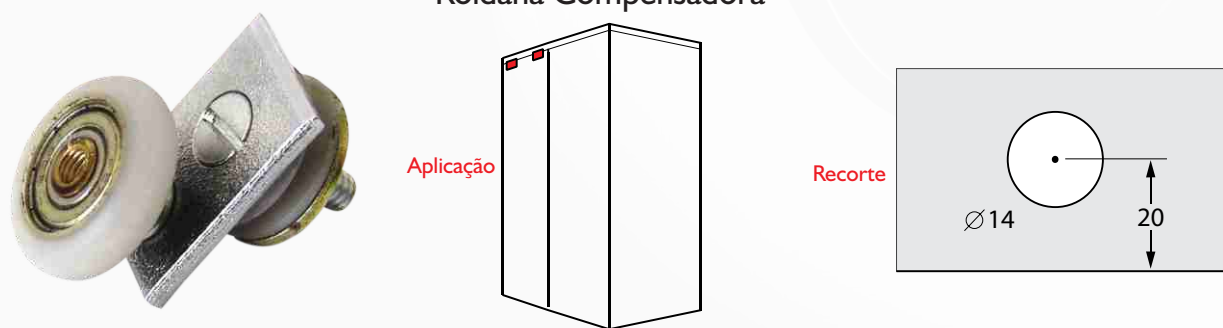
Ref.: I 114-TQ
 Dobradiça automática para box (aberta/fechada) para requadro com veda poeira *Obs: dispensa o recorte do veda poeira*



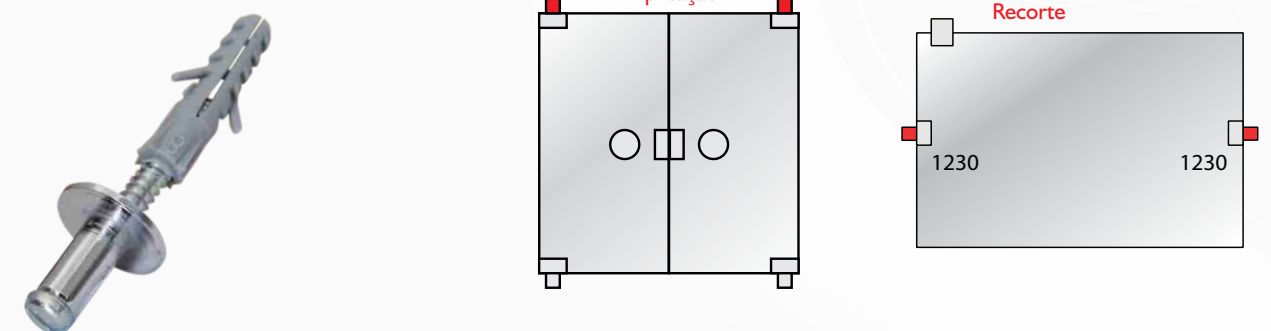
Ref.: I 126-DCP
 Carrinho duplo com roldana côncava para trilho no piso



Ref.: I 125-TQ
 Roldana Compensadora



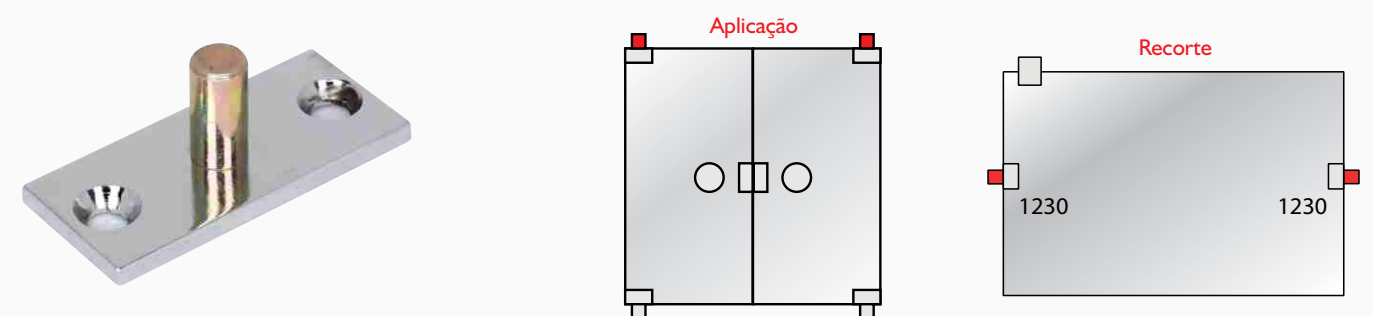
Ref.: I 201-TQ
 Pino para pivô de dobradiça (simplificada)



Ref.: I 125-LM
 Roldana para vidro laminado de 8mm (cabeçote varanda normal)

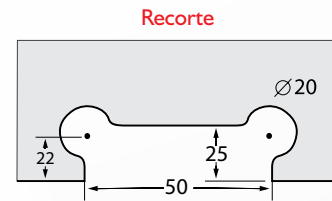
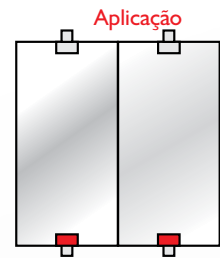


Ref.: I 201-SG
 Pino para pivô de dobradiça



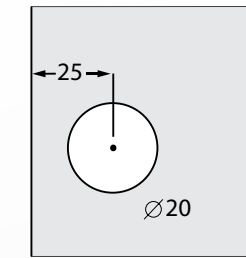
Ref.: I231-TQ

Dobradiça pivotante inferior com trinco esquerdo / direito



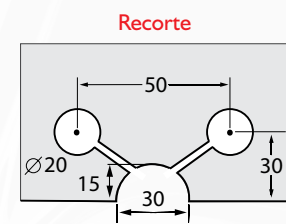
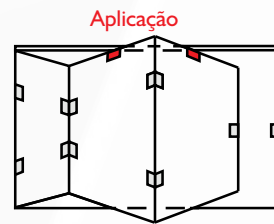
Ref.: I335-TQ

Trinco para conjugar com veda-poeira



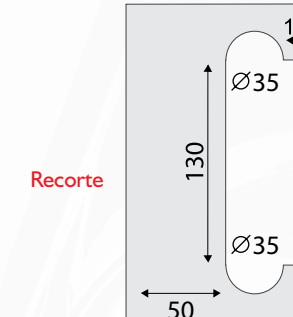
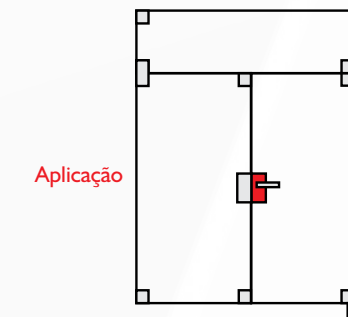
Ref.: I306-TQ

Suporte com miolo para união de dois vidros com roldana côncava para porta sanfonada



Ref.: I507-TQ-E

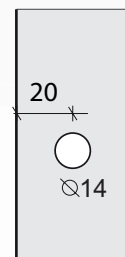
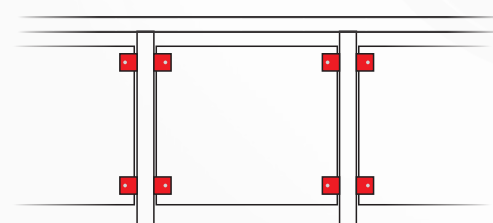
Fechadura com maçaneta especial para porta de bater



Ref.: I330-TQ

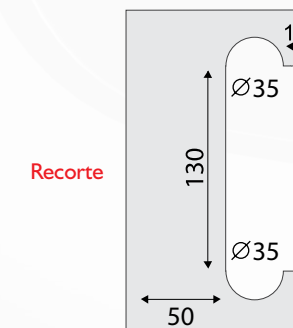
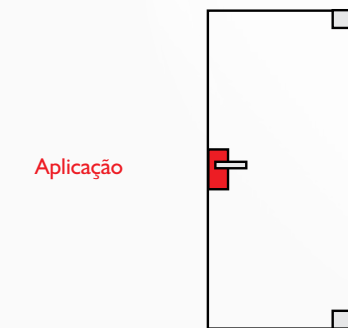
Suporte para fixo em guarda-corpo

Obs: dispensa recorte, mais aderência no vidro e facilita produção do vidro.



Ref.: I507-TQ-S

Fechadura com maçaneta simples para porta de bater

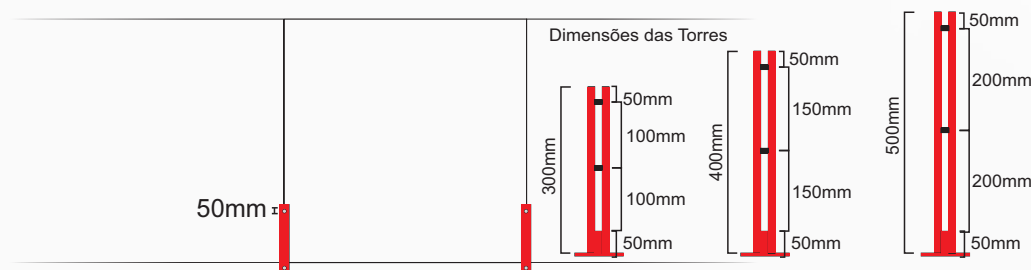


Ref.: I331-TQ

Torre para guarda-corpo

Obs: Alumínio maciço

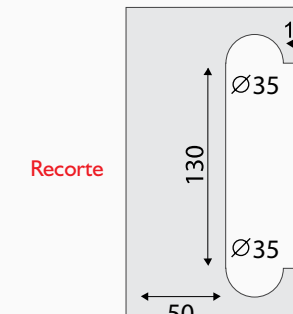
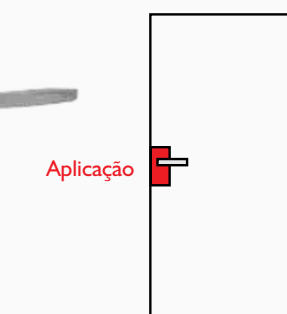
Tamanhos: 30cm, 40cm e 50cm



Ref.: I507-WC-TQ-E

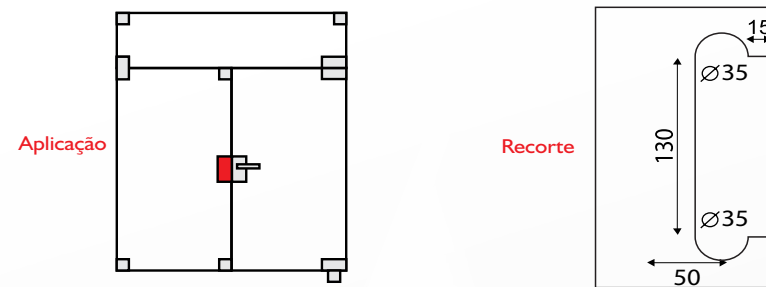
Fechadura com maçaneta para banheiro

Obs: chave apenas pelo lado externo

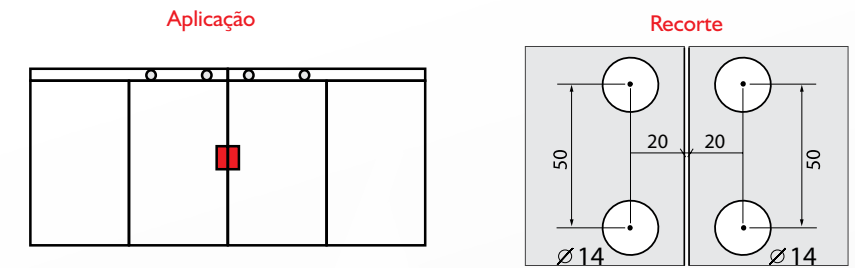





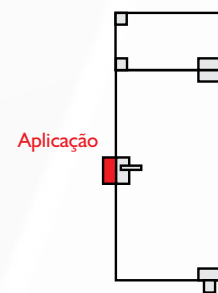
Ref.: 1508-TQ
Contra Fechadura para 1507-TQ vidro / vidro



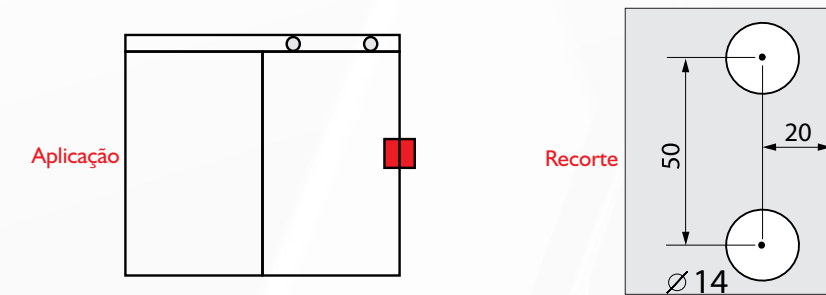
Ref.: 1570-TQ
Bate-Fecha - fecho para janelas vidro/vidro



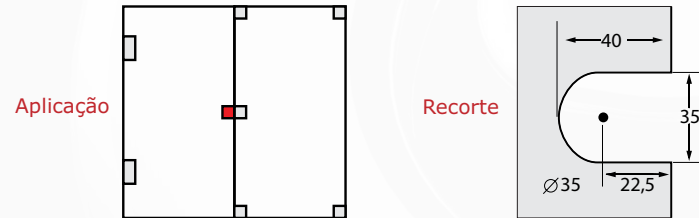
Ref.: 1509-TQ
Espelho para 1507-TQ



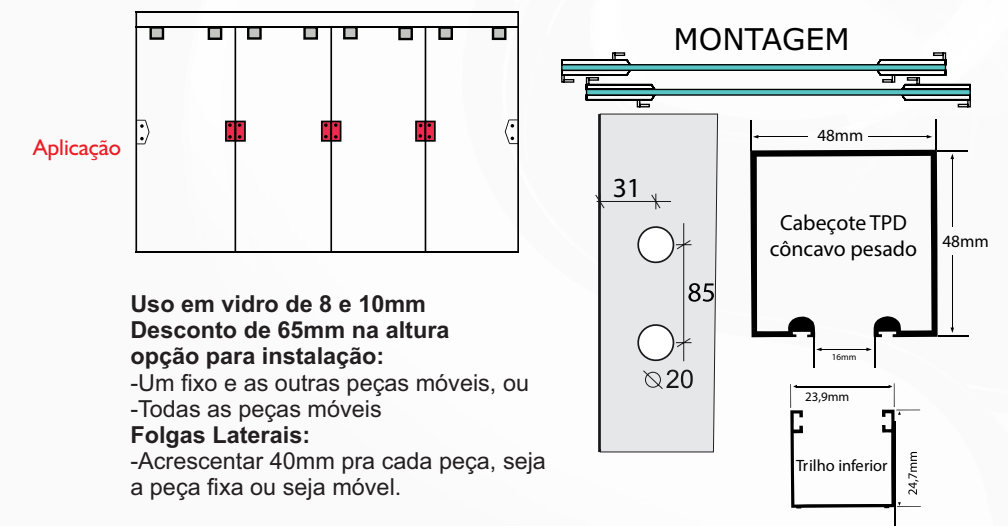
Ref.: 1571-TQ
Bate-fecha - Fecho para Janela vidro / alvenaria



Ref.: 1529-BPX
Trinco para porta de banheiro com puxador



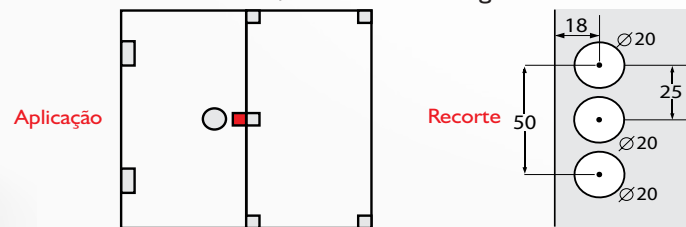
Ref.: 1710-TQ
Conjunto mão de amigo



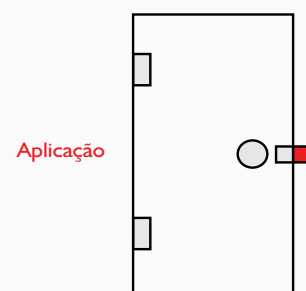
Uso em vidro de 8 e 10mm
Desconto de 65mm na altura
opção para instalação:
-Um fixo e as outras peças móveis, ou
-Todas as peças móveis
Folgas Laterais:
-Acréscimo de 40mm pra cada peça, seja a peça fixa ou seja móvel.



Ref.: 1529-FC-D e 1529-FC-E
Fechadura para porta de box de bater direita / esquerda vidro / vidro - montagem com a 321 I-M Vidro / alvenaria - montagem com a 3230-M



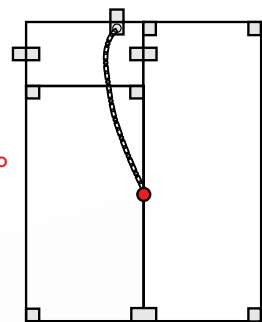
Ref.: 1530-A-FC
Espelho para fechadura de box (1529-FC) vidro / pedra



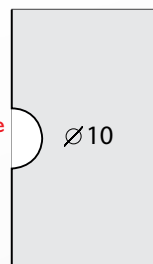
Ref.: 1001
Botão de correção com calota para vidro
Obs:




Aplicação



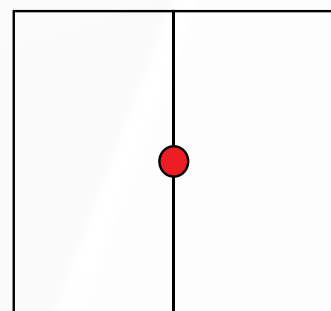
Recorte



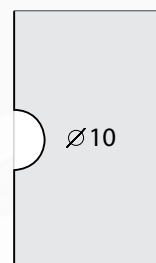
Ref.: 1002
Botão de correção simples (parafuso)
Obs:



Aplicação



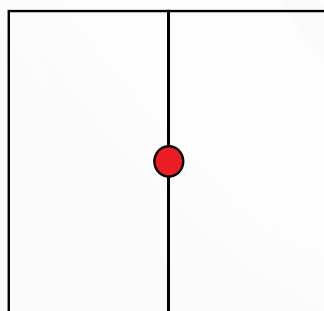
Recorte




Ref.: 1002-A
Botão de correção (lâmina)



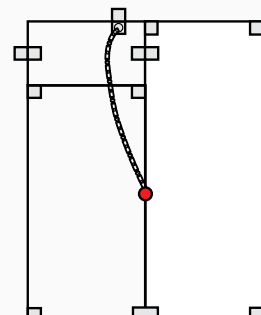
Aplicação



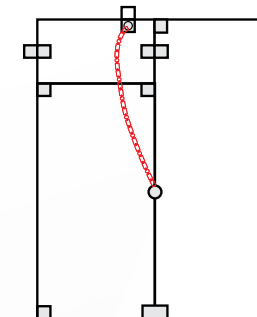
Ref.: 1002-B
Botão de correção (lâmina com calota)



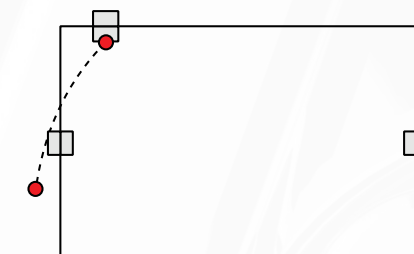
Aplicação



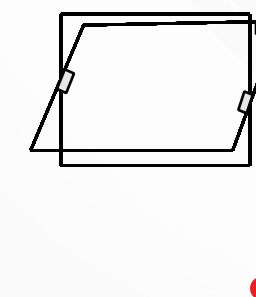
Ref.: 1003
Corrente para trinco basculante (por metro)



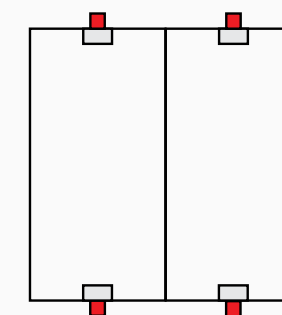
Ref.: 1003-A
Argola para corrente



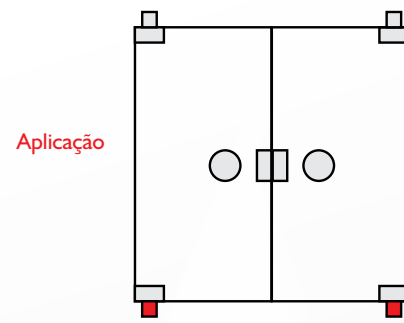
Ref.: 1005
Calota para corrente



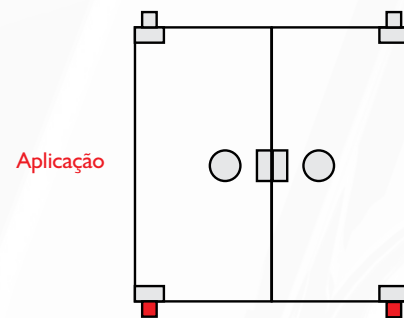
Ref.: 1009
Pivô para vidro pivotante superior e inferior



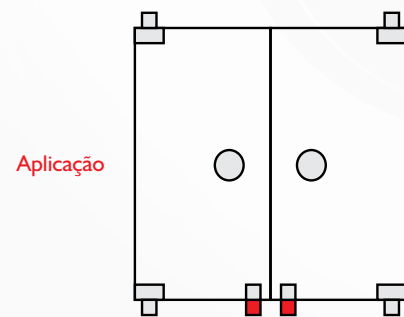
Ref.: 1013
Pivô para dobradiça inferior



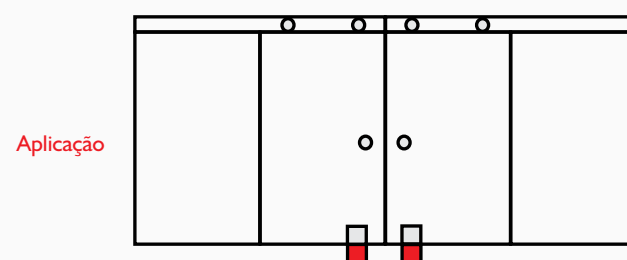
Ref.: 1014
Pivô para dobradiça excêntrica inferior



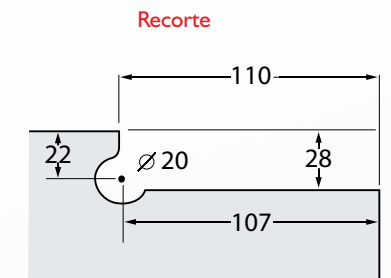
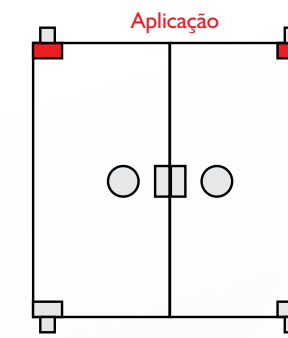
Ref.: 1038
Contra-trinco de piso



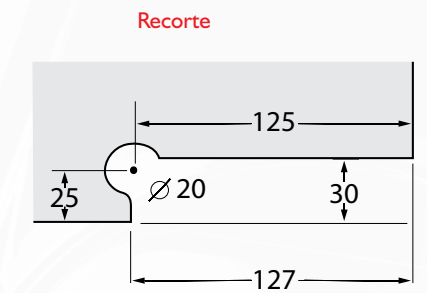
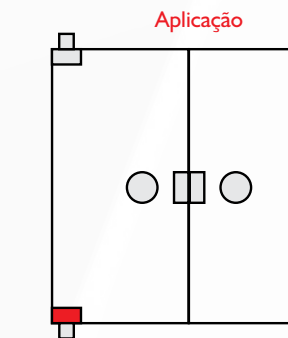
Ref.: 1038 C
Contra-trinco (capuchinho)



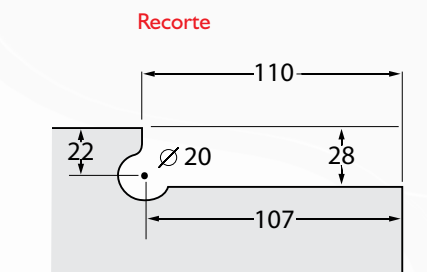
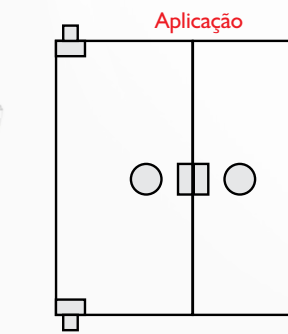
Ref.: 1101
Dobradiça superior



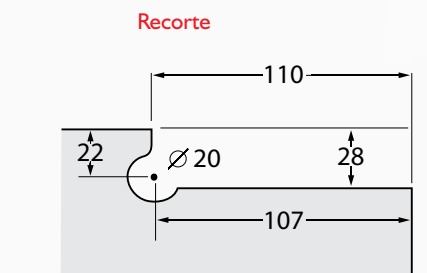
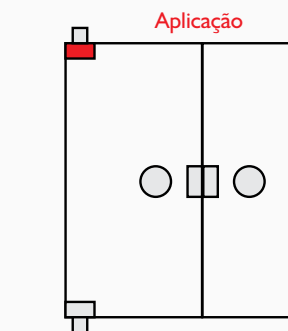
Ref.: 1103
Dobradiça inferior



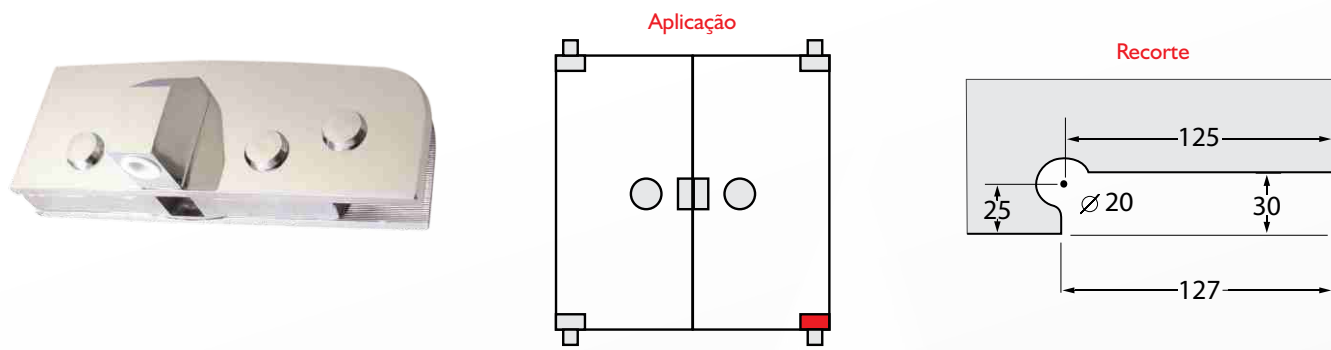
Ref.: 1104
Dobradiça direita superior excêntrica



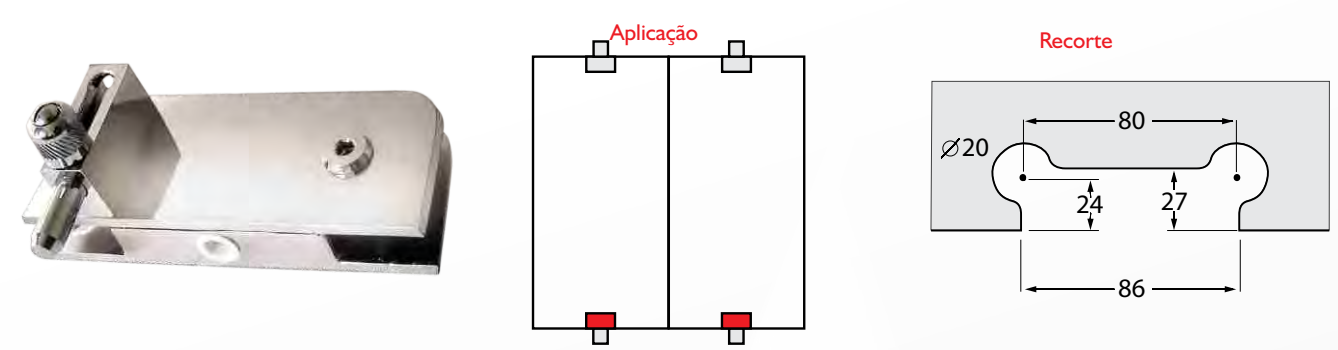
Ref.: 1105
Dobradiça esquerda superior excêntrica



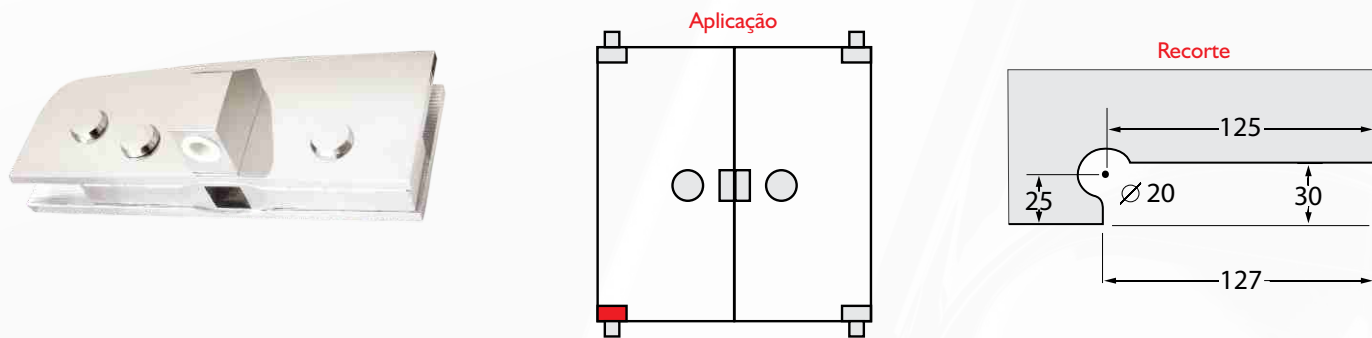
Ref.: 1108
Dobradiça Direita inferior escêntrica



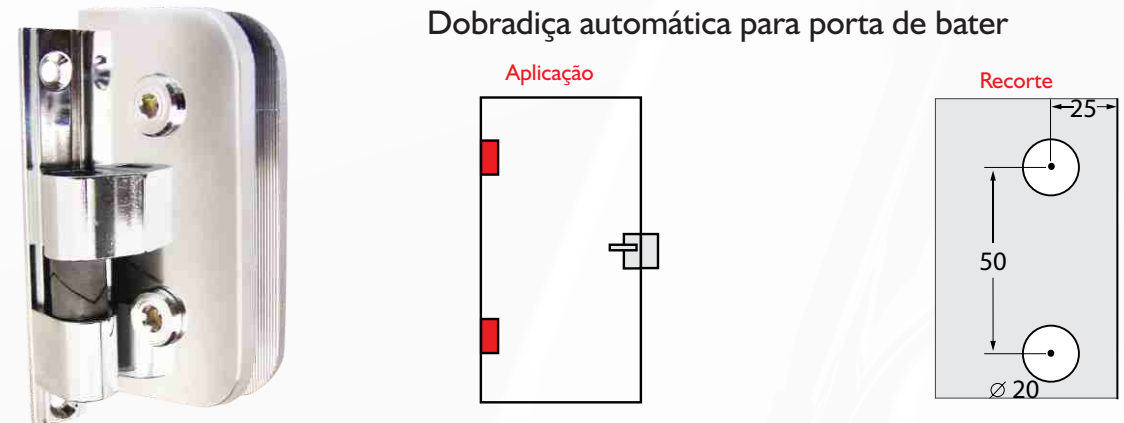
Ref.: 1113
Dobradiça pivotante inferior com trinco



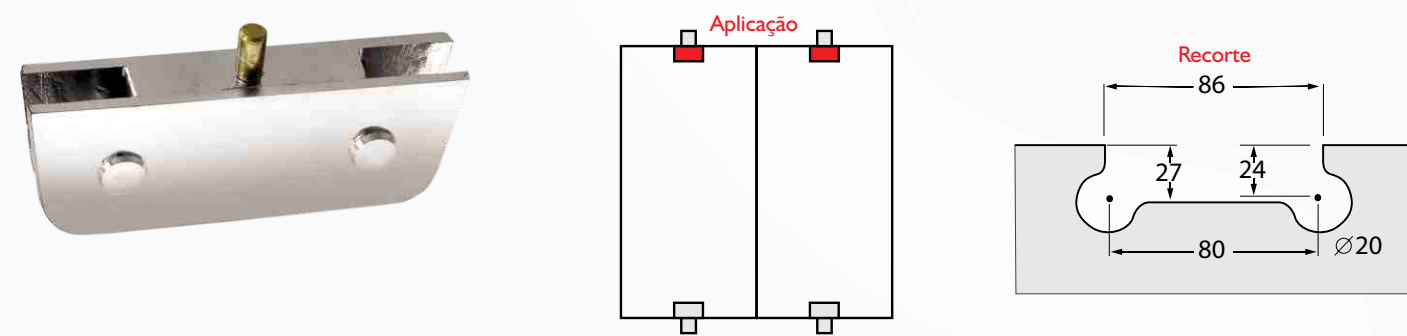
Ref.: 1109
Dobradiça esquerda inferior excêntrica



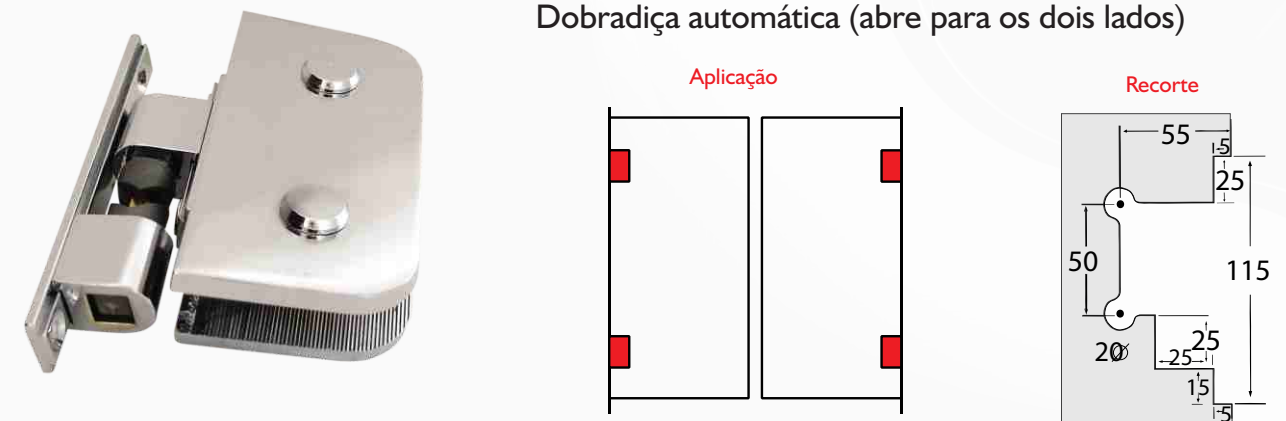
Ref.: 1114
Dobradiça automática para porta de bater



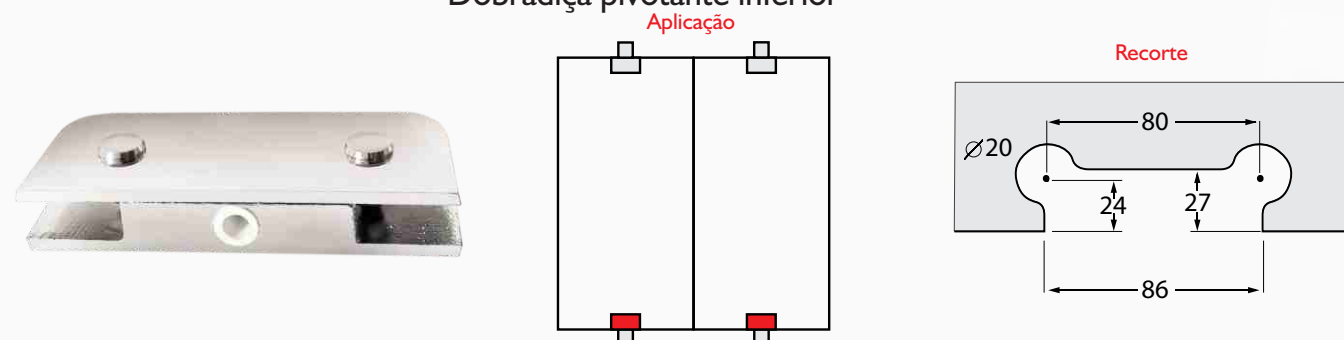
Ref.: 1110
Dobradiça pivotante superior



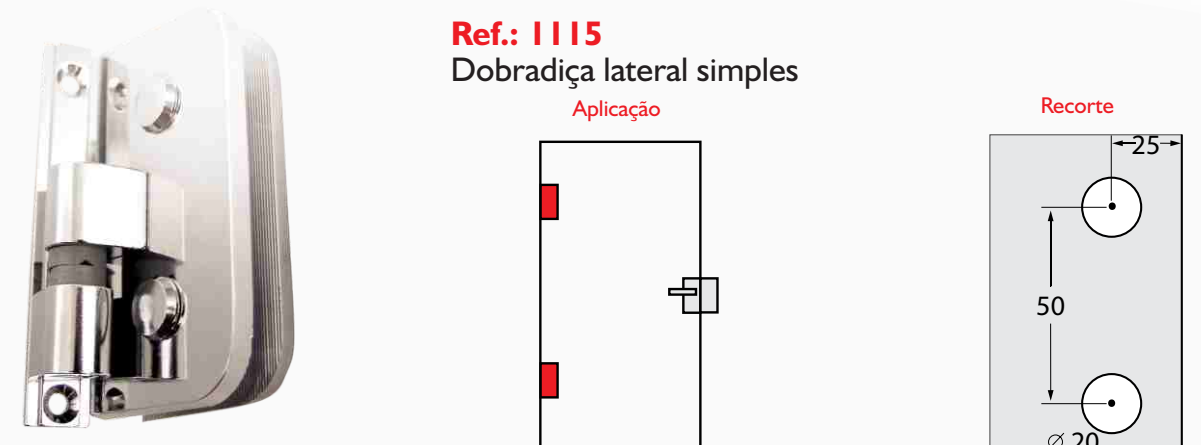
Ref.: 1114-BANG BANG
Dobradiça automática (abre para os dois lados)



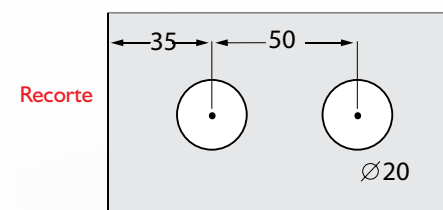
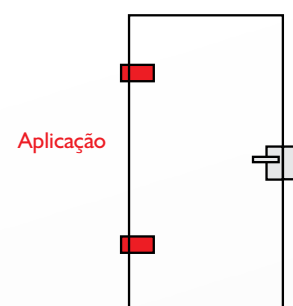
Ref.: 1112
Dobradiça pivotante inferior



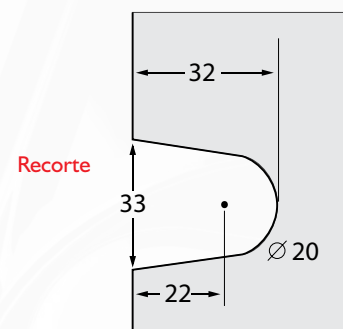
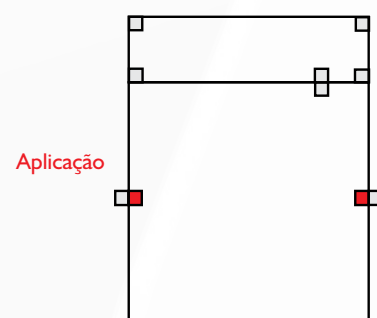
Ref.: 1115
Dobradiça lateral simples



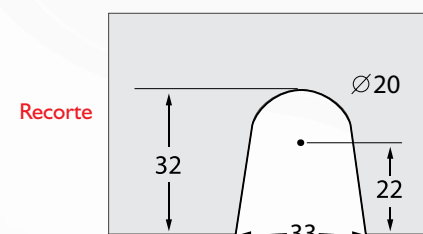
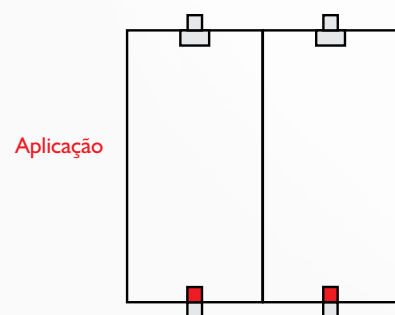
Ref.: I 116
Dobradiça lateral horizontal simples



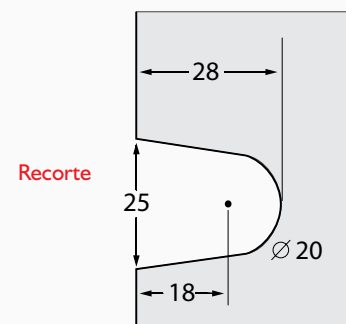
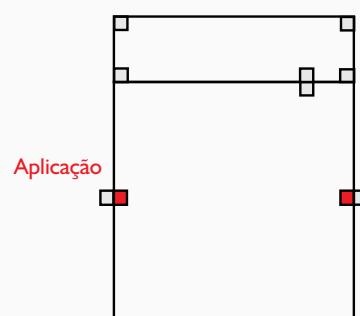
Ref.: I 123
Dobradiça para vidro basculante



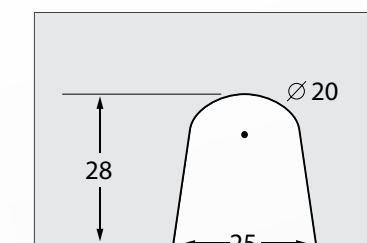
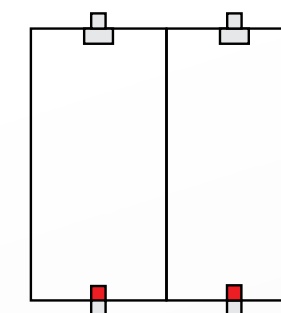
Ref.: I 123-A
Dobradiça para vidro basculante com trinco



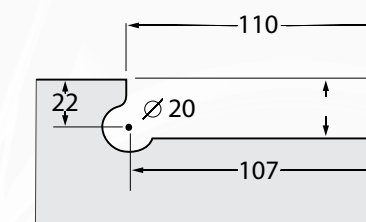
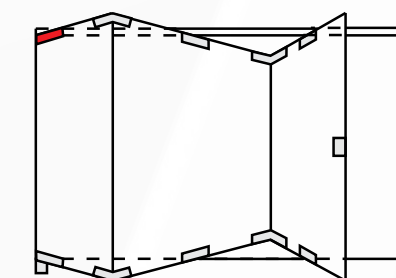
Ref.: I 123-M
Mini dobradiça para vidro basculante



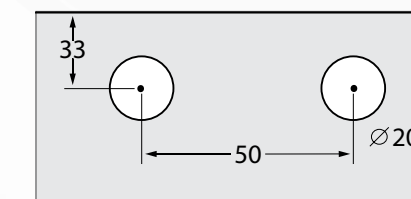
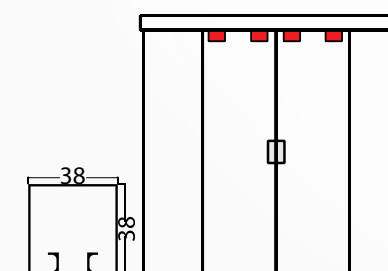
Ref.: I 123 M-A
Mini dobradiça para vidro basculante com trinco



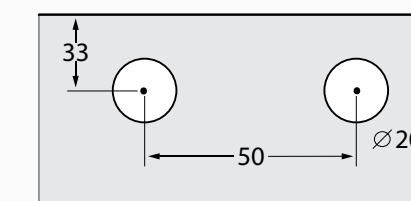
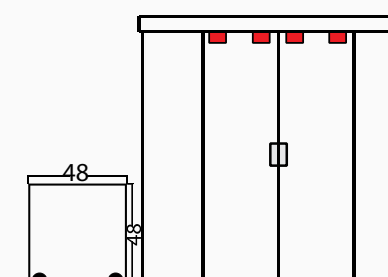
Ref.: I 124
Suporte superior com roldana para porta sanfonada



Ref.: I 126
Carrinho para porta de correr

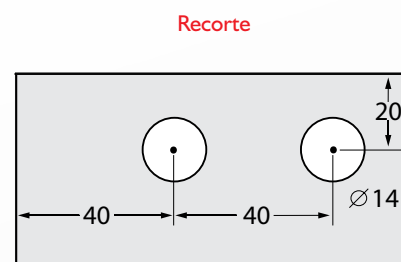
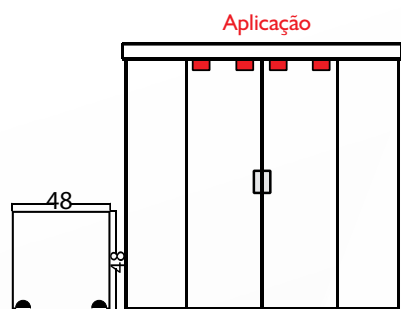


Ref.: I 126-C
Carrinho para porta de correr com roldana côncava



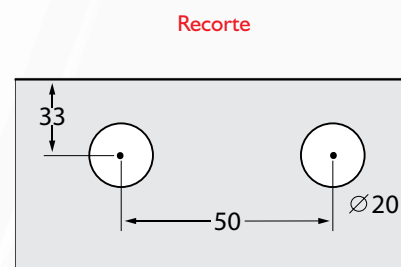
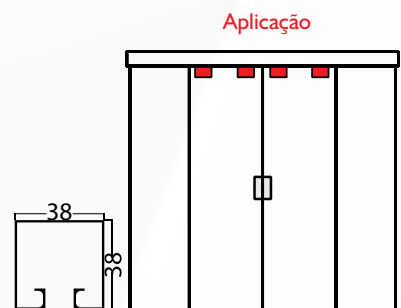
Ref.: I 122

Carrinho duplo para porta de correr com roldana cônica 40mm entre furos *Obs:*



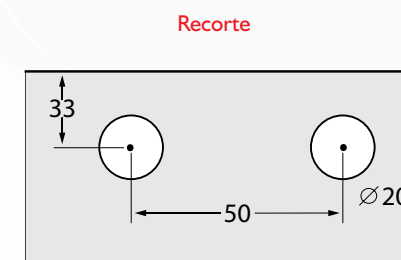
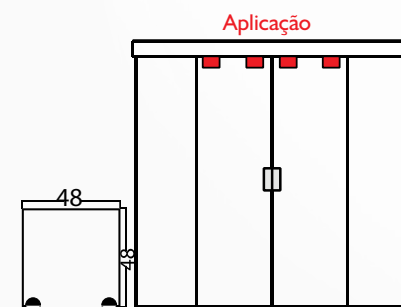
Ref.: I 126-D

Carrinho duplo para porta correr



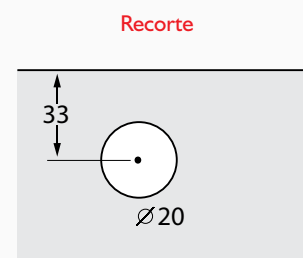
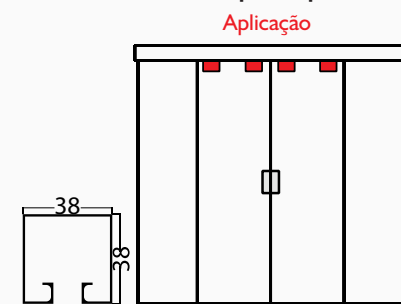
Ref.: I 126-DC

Carrinho duplo para porta correr com roldana cônica



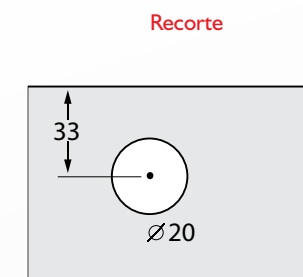
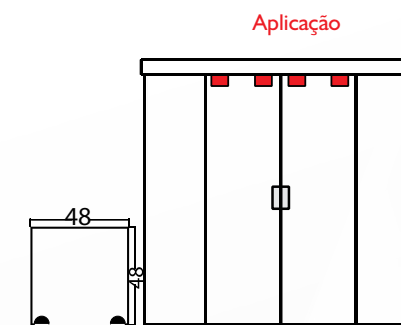
Ref.: I 126-M

Mini carrinho para porta e correr



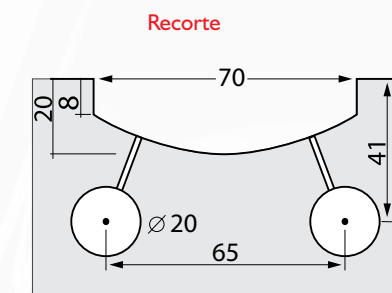
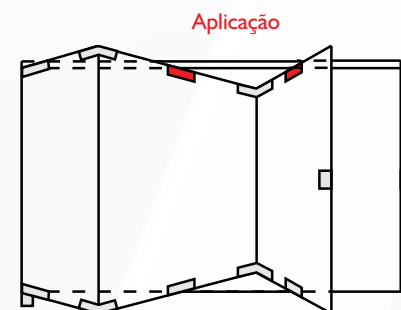
Ref.: I 126 MC

Mini carrinho para porta de correr com roldana cônica



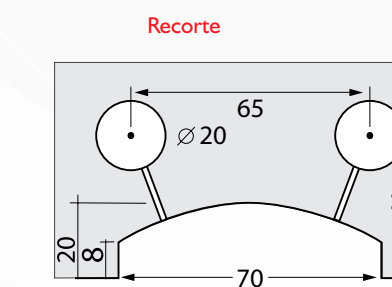
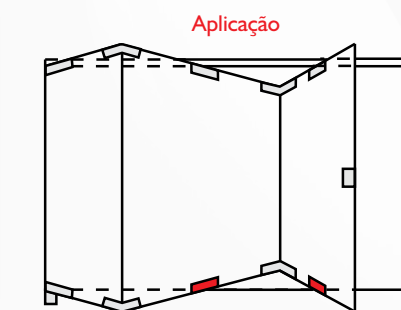
Ref.: I 127

Suporte central com roldana chanfrada para porta sanfonada



Ref.: I 127-A

Suporte inferior com pino para porta sanfonada

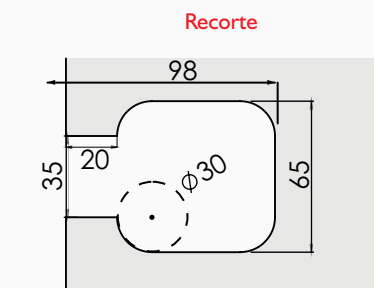
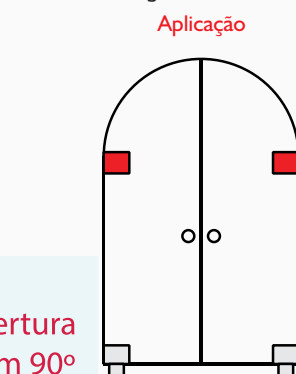


Ref.: I 128-A

Dobradiça Horizontal lateral com ponto de giro de 65mm



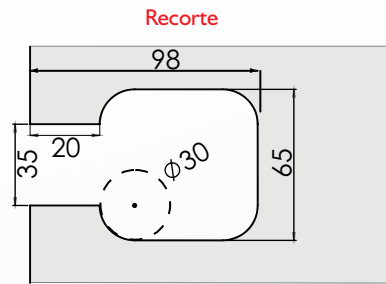
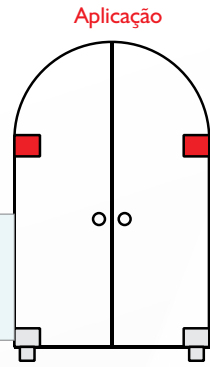
Obs:
Limitar abertura da porta em 90°



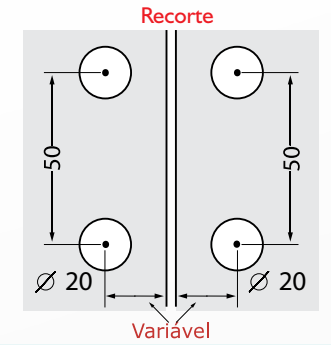
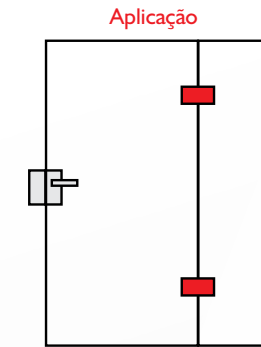


Ref.: 1128-B
Dobradiça horizontal de canto com ponto de giro a 65mm

Obs:
Limitar abertura
da porta em 90°



Ref.: 1129-D-ÂNG
Dobradiça DIREITA dupla automática vidro/vidro para ângulo

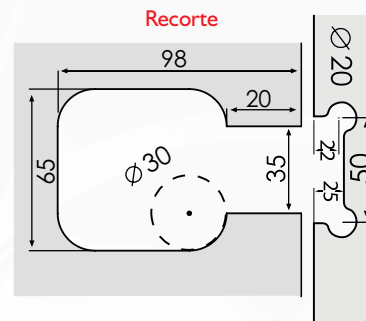
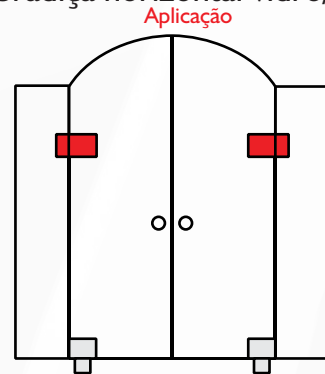


Em 90° = 45 porta e 55 fixo / 180° = 28 porta e fixo

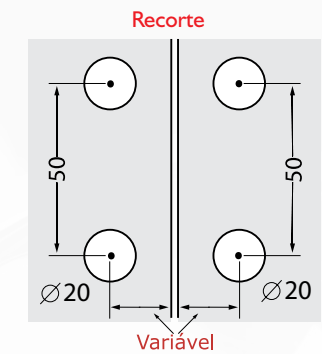
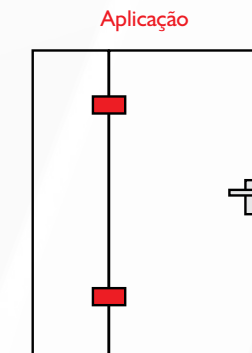
Ref.: 1128-C
Dobradiça horizontal vidro/vidro com ponto de giro de 65mm



Obs:
Limitar abertura
da porta em 90°

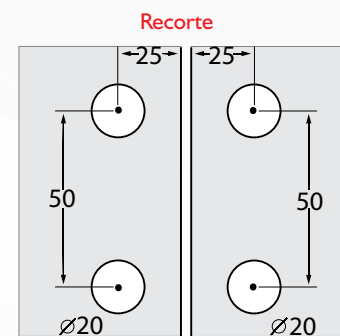
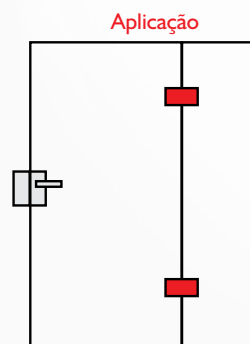


Ref.: 1129-E-ÂNG
Dobradiça ESQUERDA dupla automática vidro/vidro para ângulo

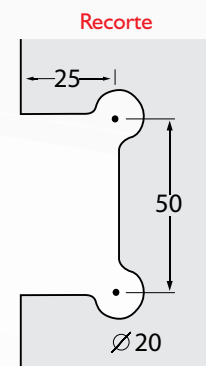
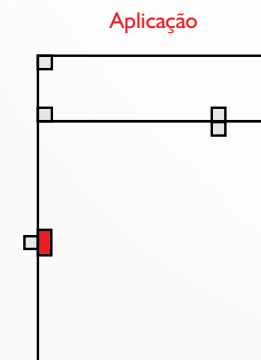


Em 90° = 45 porta e 55 fixo / 180° = 28 porta e fixo

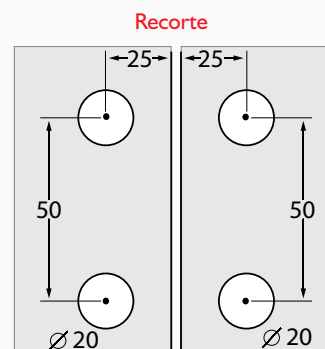
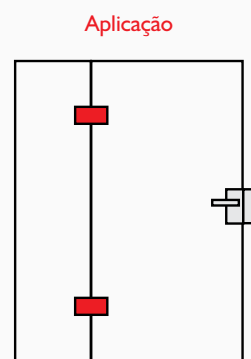
Ref.: 1129-D
Dobradiça DIREITA dupla automática vidro/vidro



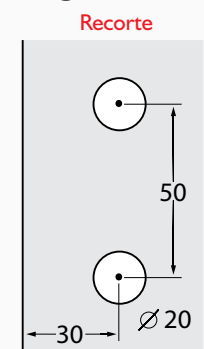
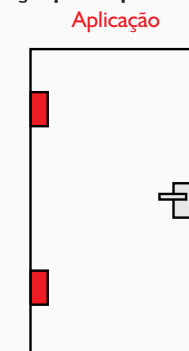
Ref.: 1130
Suporte para basculante e pivotante com pino



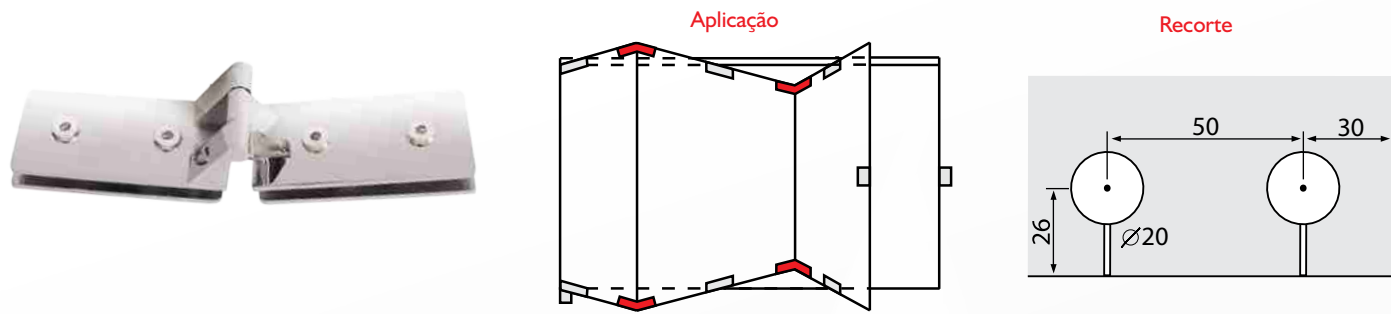
Ref.: 1129-E
Mini carrinho para porta e correr



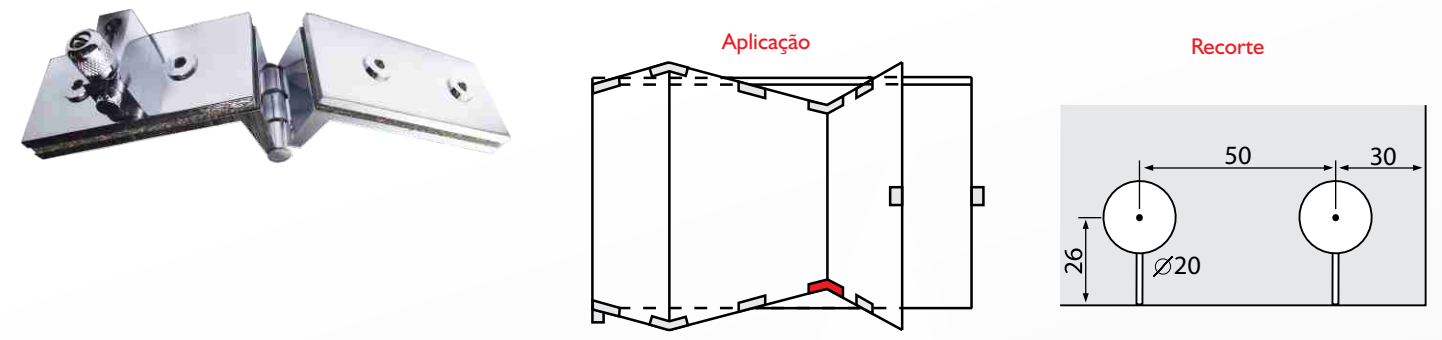
Ref.: 1131
Dobradiça para porta de bater com ponto de giro deslocado a 30mm



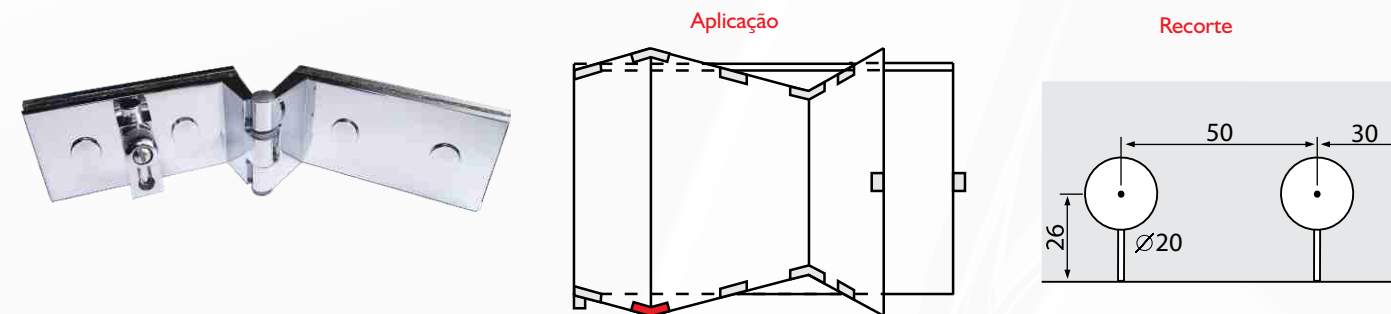
Ref.: I 132
Dobradiça horizontal dupla superior



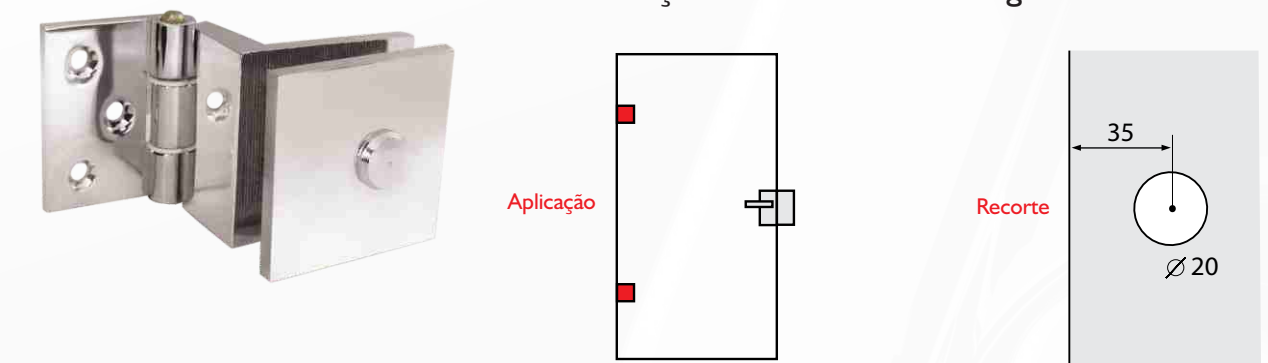
Ref.: I 132-D
Dobradiça horizontal dupla com trinco à esquerda externa



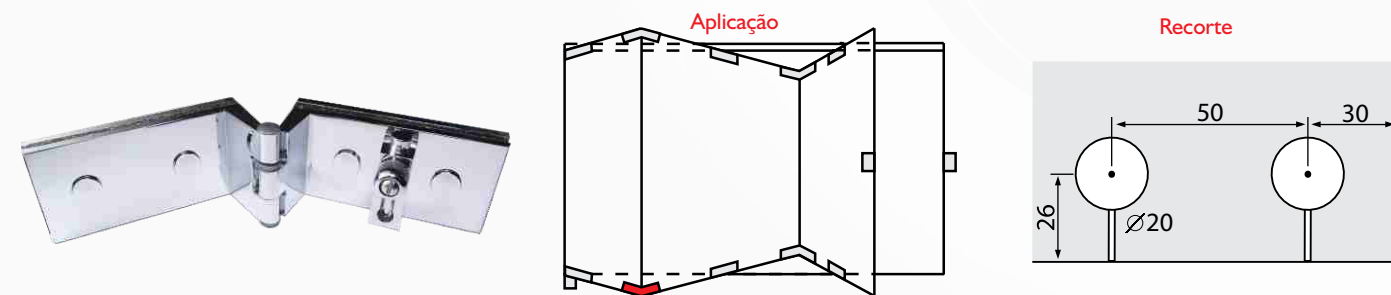
Ref.: I 132-A
Dobradiça horizontal dupla com trinco à esquerda



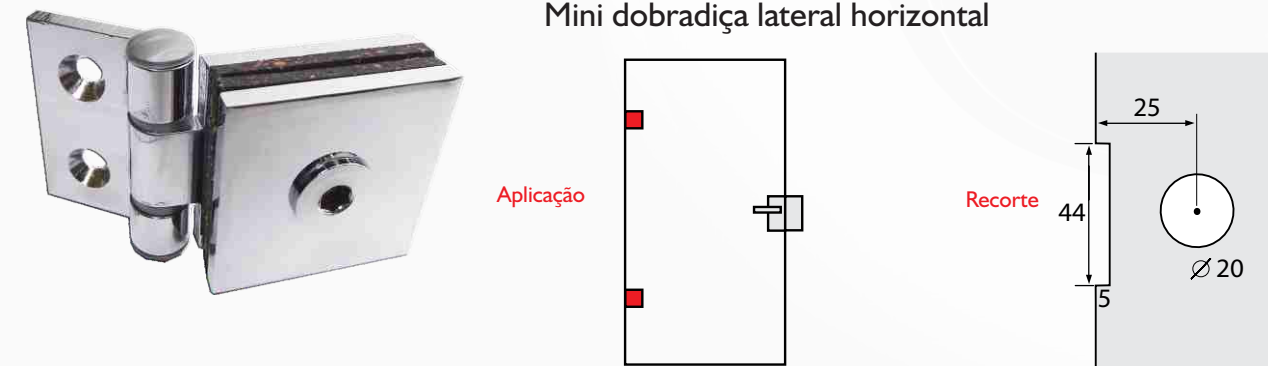
Ref.: I 136
Dobradiça lateral horizontal com giro deslocado a 25mm



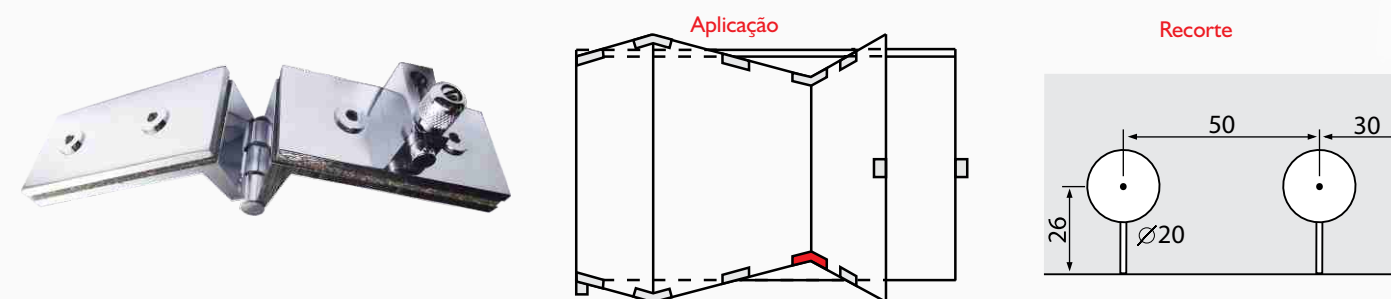
Ref.: I 132-B
Dobradiça Horizontal dupla com trinco à direita Interna



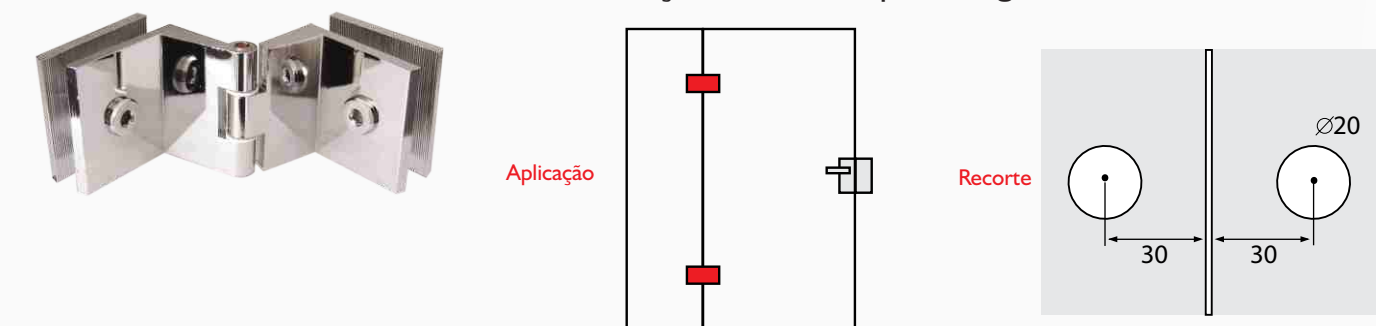
Ref.: I 136-M
Mini dobradiça lateral horizontal



Ref.: I 132-C
Dobradiça Horizontal dupla com trinco a direita externa



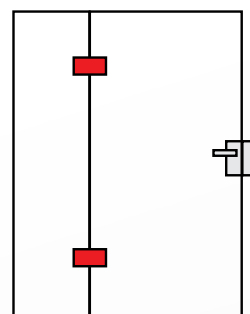
Ref.: I 137
Dobradiça horizontal dupla com giro deslocado a 25mm



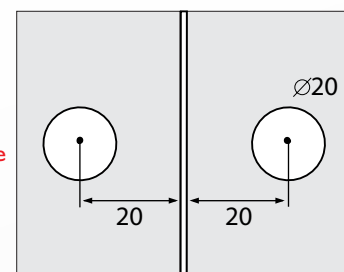
Ref.: I137-M
Mini dobradiça horizontal dupla




Aplicação



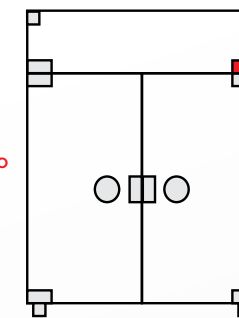
Recorte



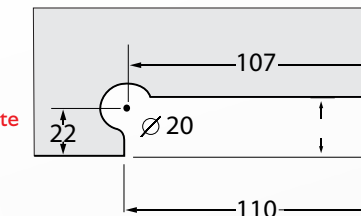
Ref.: I206
Suporte DIREITO para bandeira com ponto de giro excêntrico



Aplicação



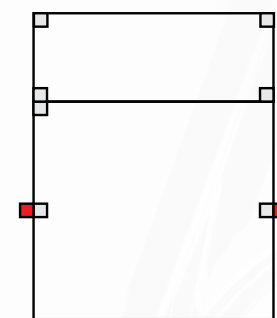
Recorte




Ref.: I201
Bucha para pivô de dobradiça



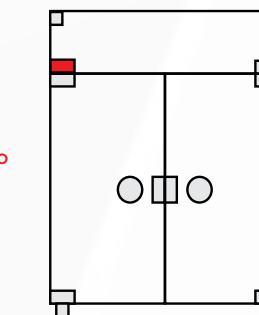
Aplicação



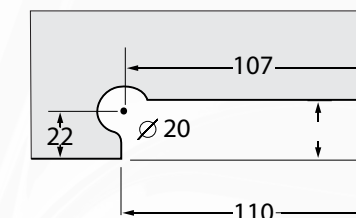
Ref.: I207
Suporte ESQUERDO para bandeira com ponto de giro excêntrico



Aplicação



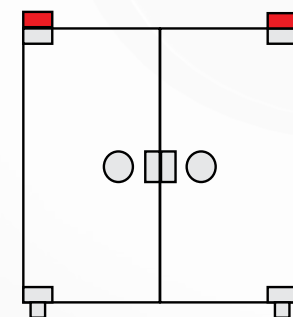
Recorte



Ref.: I202
Suporte simples com ponto de giro para dobradiça superior



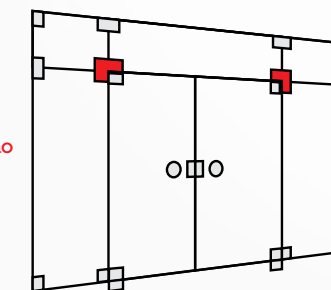
Aplicação



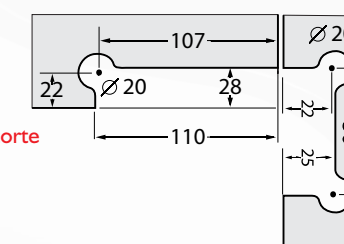
Ref.: I209
Facão simples para lateral e bandeira



Aplicação



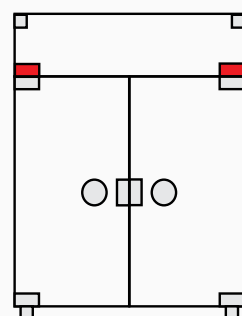
Recorte



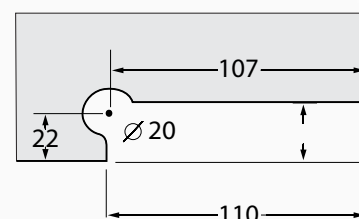
Ref.: I203
Suporte para bandeira com ponto de giro para dobradiça superior



Aplicação



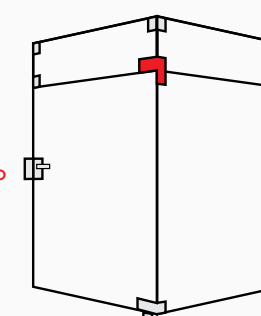
Recorte



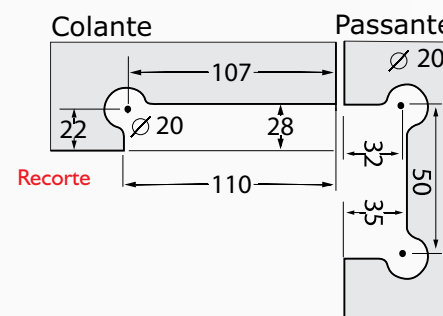
Ref.: I209-D-90
Facão direito com ângulo de 90°




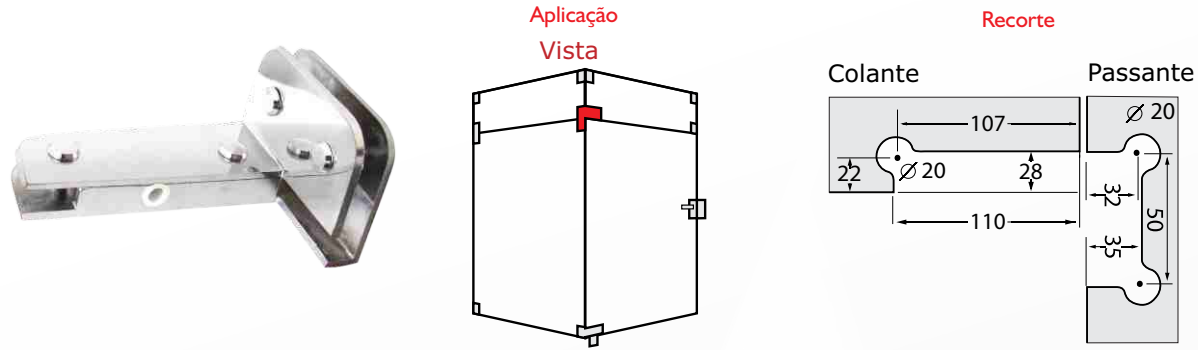
Aplicação



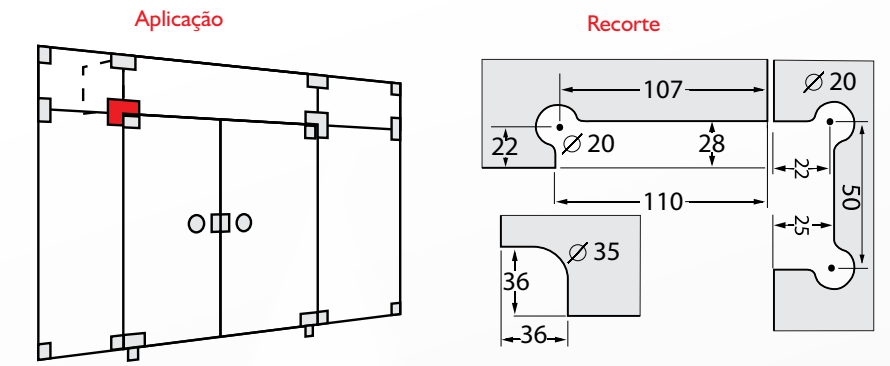
Recorte



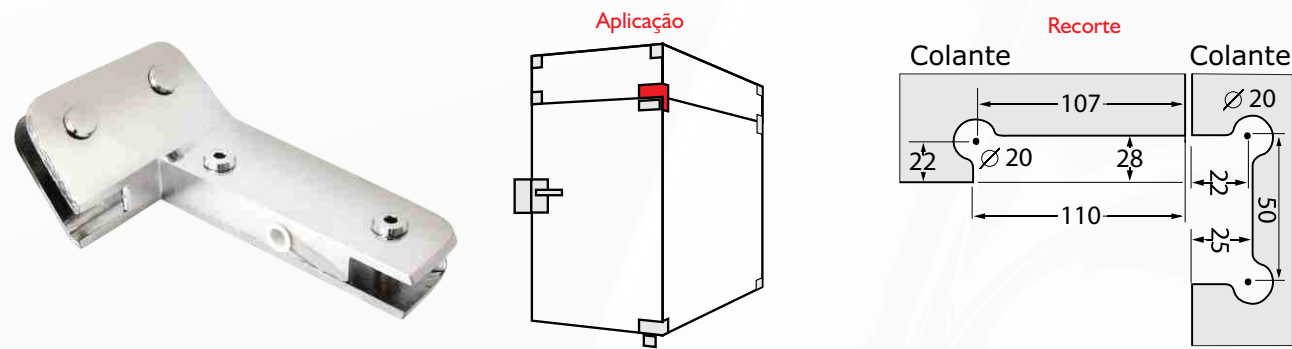
Ref.: I209-E-90
 Facão Esquerdo com ângulo de 90°



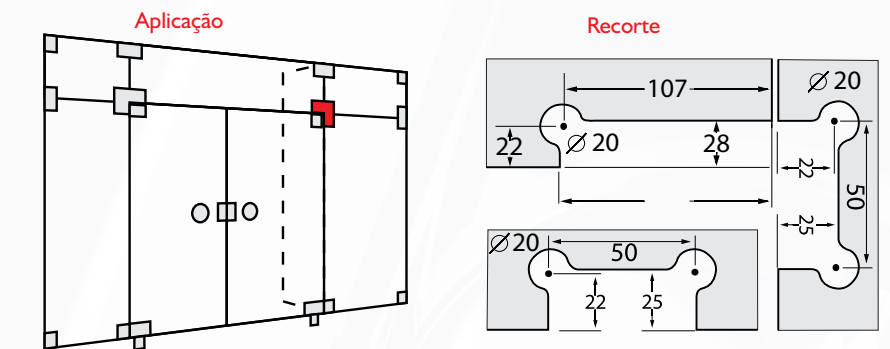
Ref.: I211-E-90
 Facão Esquerdo para lateral e bandeira e suporte para contravento



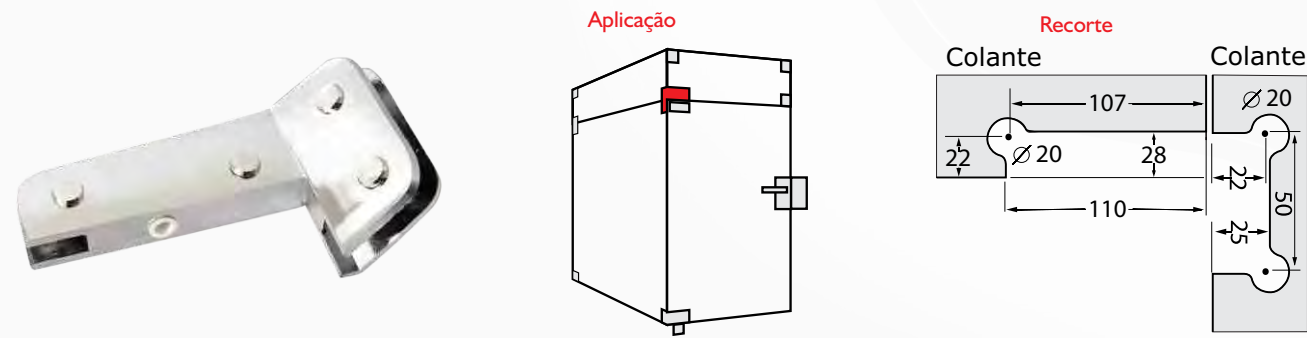
Ref.: I209-DI35°
 Facão Direito com ângulo de 135°



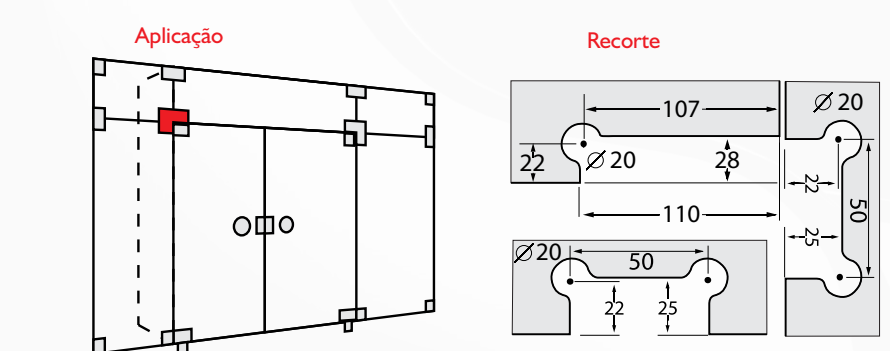
Ref.: I229
 Facão Direito para lateral e bandeira e suporte para contravento uplo



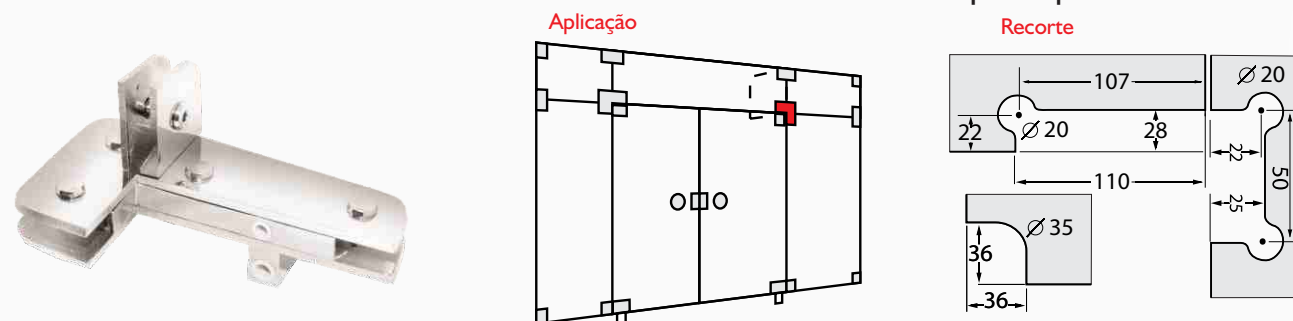
Ref.: I209-E-135
 Facão Esquerdo com ângulo de 135°



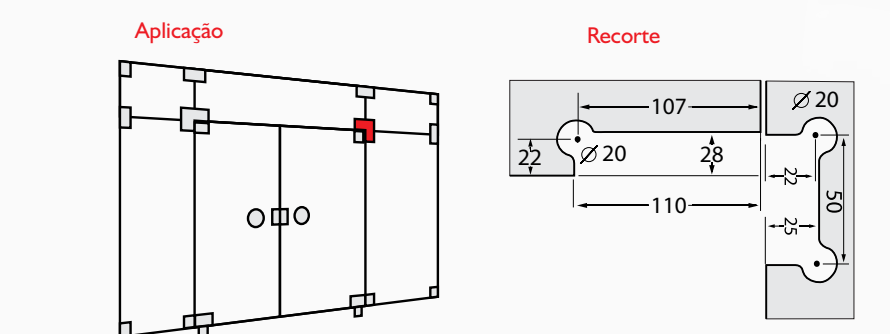
Ref.: I213
 Facão Esquerdo para lateral e bandeira e suporte para contravento duplo



Ref.: I218
 Facão Direito lateral e bandeira e suporte para contravento


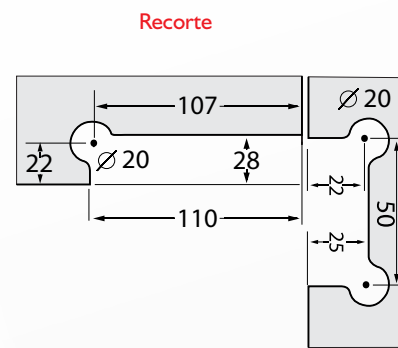
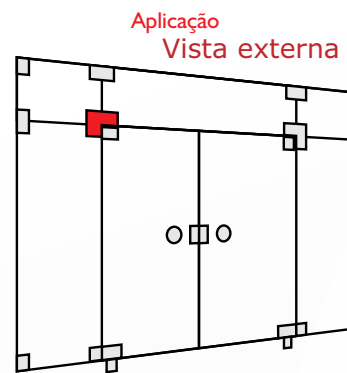


Ref.: I214
 Facão Direito para lateral e bandeira com ponto giro excêntrico



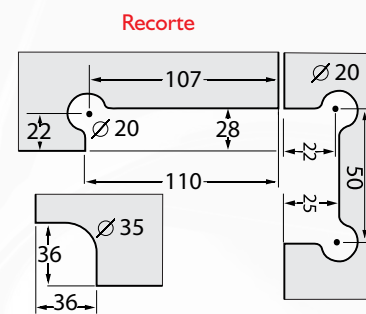
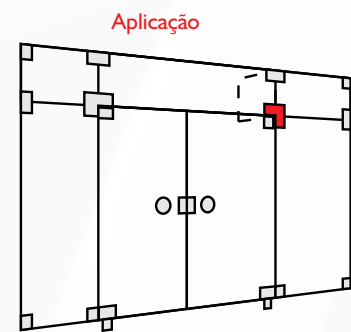

Ref.: I215

Facão Esquerdo para lateral e bandeira com ponto giro excêntrico



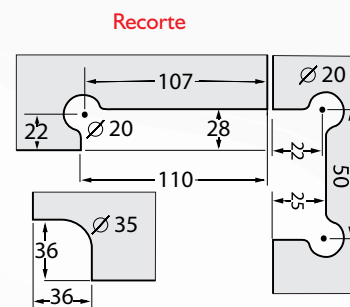
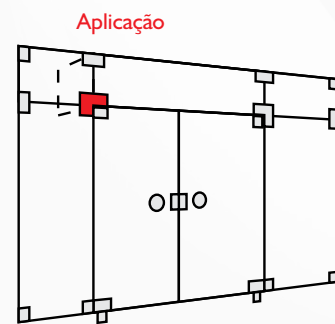

Ref.: I216

Facão Direito para lateral e bandeira com ponto de giro excêntrico e suporte para contravento interno




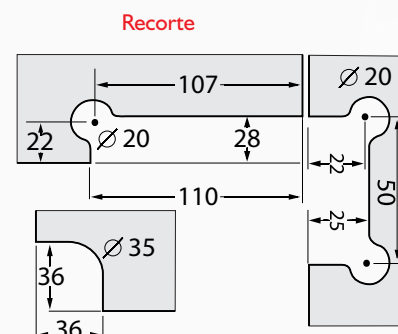
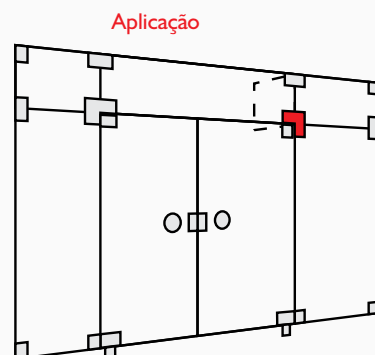
Ref.: I217

Facão Esquerdo para lateral e bandeira com ponto de giro excêntrico e suporte para contravento interno



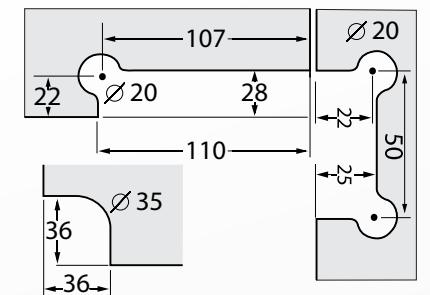
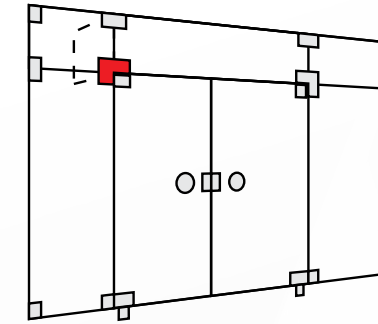
Ref.: I210

Facão Direito lateral e bandeira e suporte para contravento



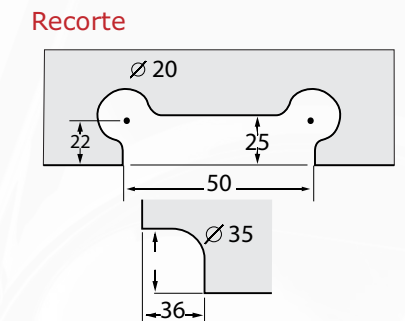
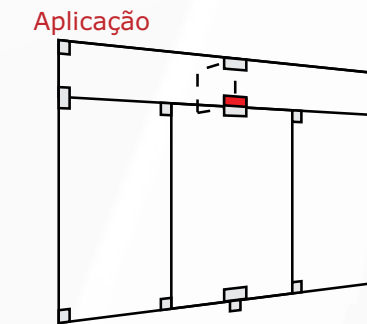
Ref.: I219

Facão Esquerdo para lateral com ponto de giro excêntrico e suporte para contravento externo



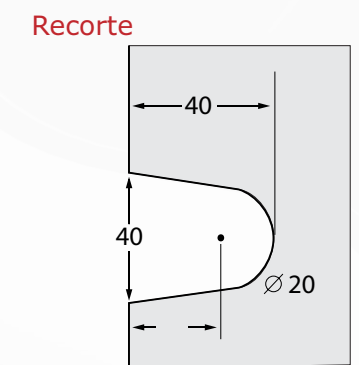
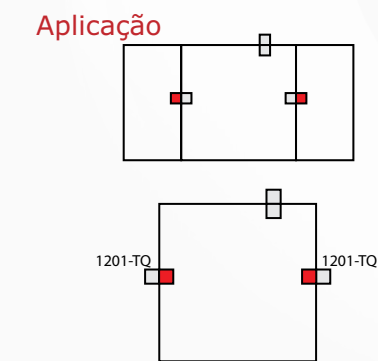
Ref.: I229

Facão simples com ponto de giro e contravento para peças pivotantes




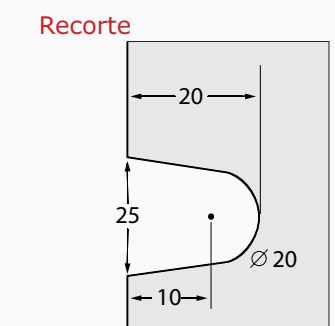
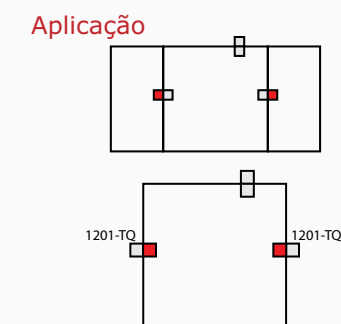
Ref.: I230

Suporte para vidro basculante



Ref.: I230-M

Mini Suporte para basculante

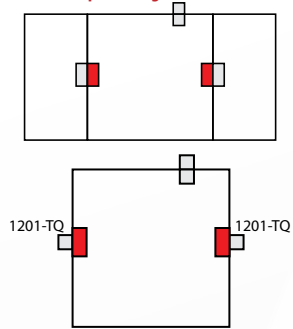




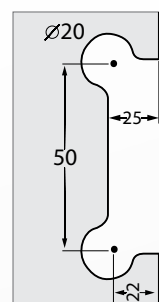
Ref.: 1231

Suporte com ponto de giro para vidro basculante e pivotante

Aplicação



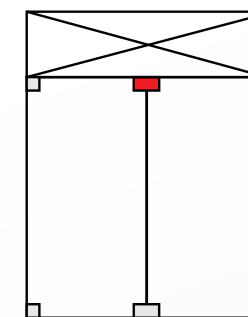
Recorte



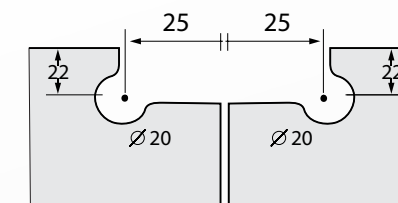
Ref.: 1304

Suporte sem miolo para união de dois vidros

Aplicação



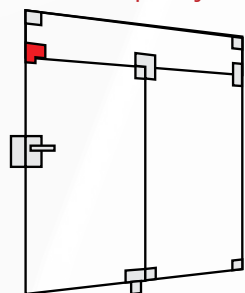
Recorte



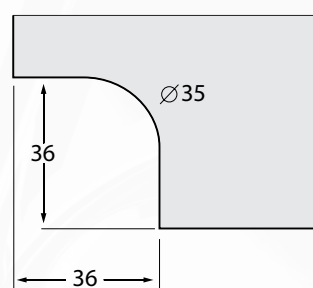
Ref.: 1301

Facão Direito para bandeira com ponto de giro, batente e suporte para contravento

Aplicação



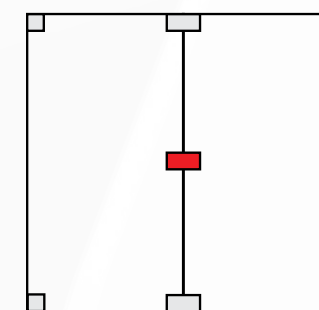
Recorte



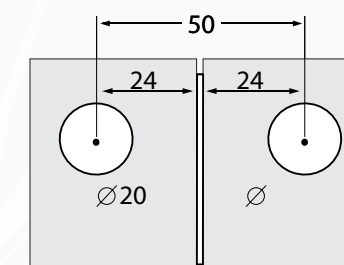
Ref.: 1305

Suporte sem miolo para união de dois vidros intermediários

Aplicação



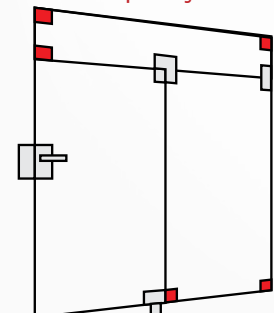
Recorte



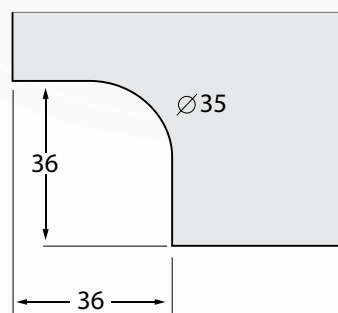
Ref.: 1302

Suporte de canto

Aplicação



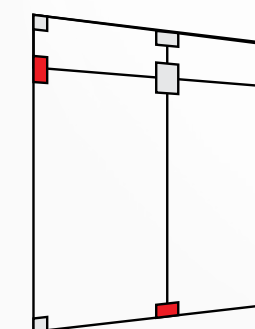
Recorte



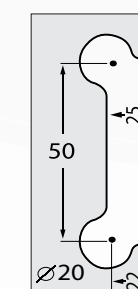
Ref.: 1306

Suporte com miolo para união de dois vidros

Aplicação



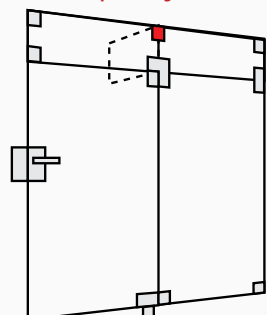
Recorte




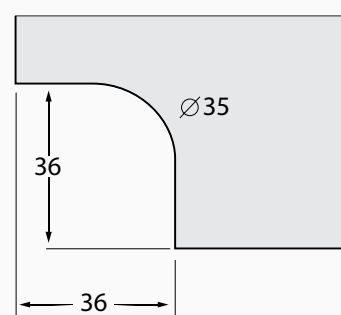
Ref.: 1303

Suporte de canto com contravento

Aplicação



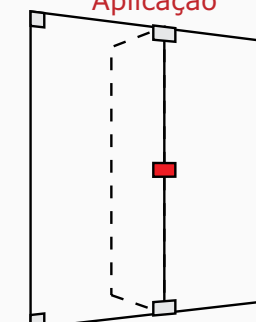
Recorte



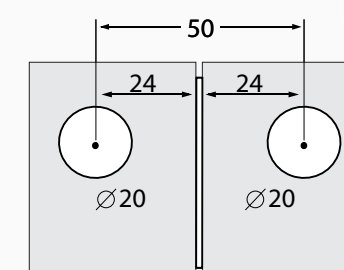
Ref.: 1307

Suporte sem miolo para união de três vidros em "T"


Aplicação



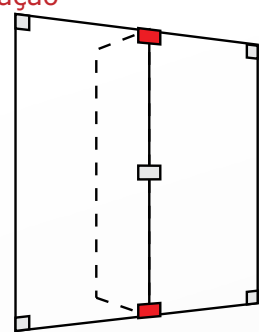
Recorte



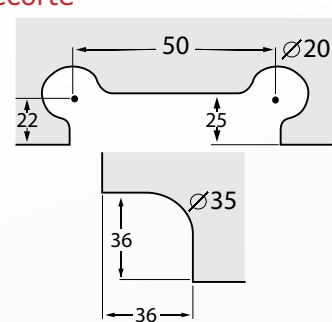
Ref.: 1308
Suporte com miolo para união de três vidros em "T"



Aplicação



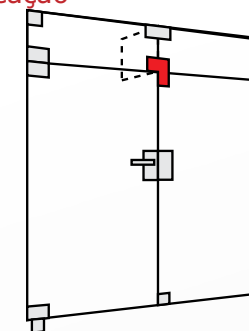
Recorte



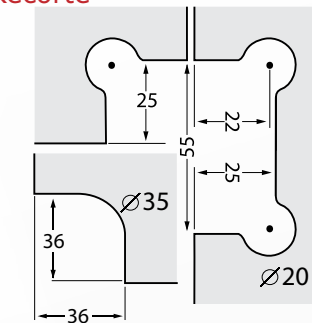
Ref.: 1311
Suporte para união de dois ou três vidros em "L" e contravento simples à DIREITA



Aplicação



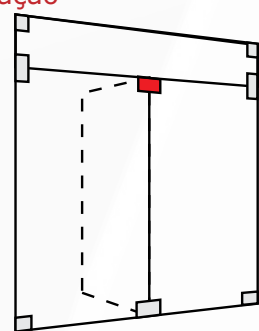
Recorte



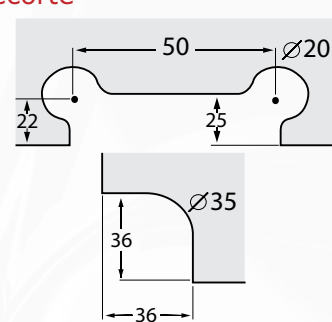
Ref.: 1309
Suporte sem miolo para união de três vidros em "T"



Aplicação



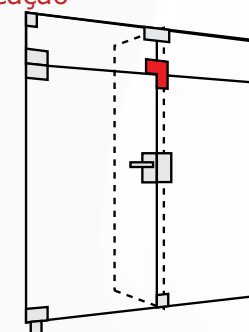
Recorte



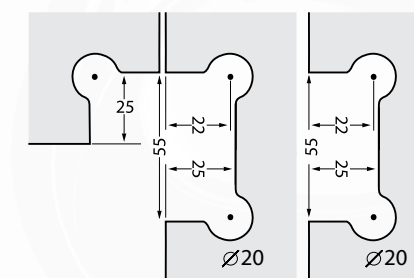
Ref.: 1311-A
Suporte para união de dois ou três vidros em "L" e contravento duplo à DIREITA



Aplicação



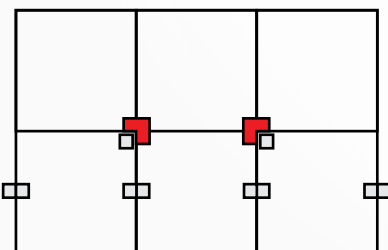
Recorte



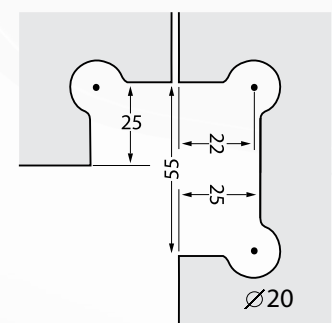
Ref.: 1310
Suporte para união de dois ou três vidros em "L"



Aplicação



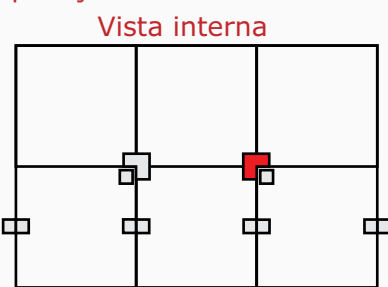
Recorte



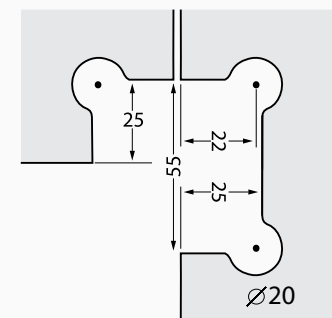
Ref.: 1310-A
Suporte DIREITO para união de dois ou três vidros em "L" com batente e contra trinco



Aplicação



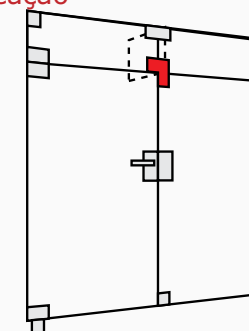
Recorte



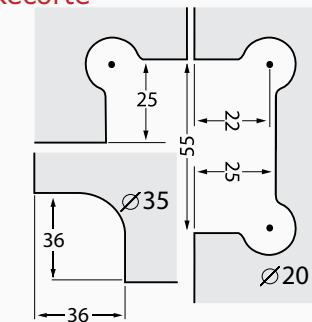
Ref.: 1311-B
Suporte para união de dois ou três vidros em "L" e contravento simples à DIREITA



Aplicação



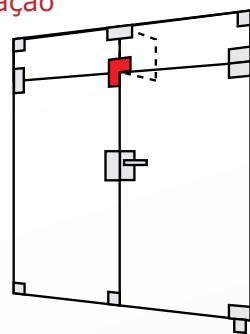
Recorte




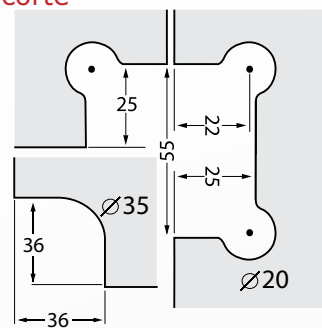
Ref.: 1312

Suporte para união de dois ou três vidros em "L" e contravento simples à ESQUERDA

Aplicação



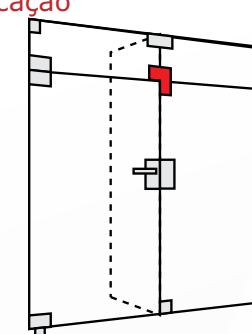
Recorte



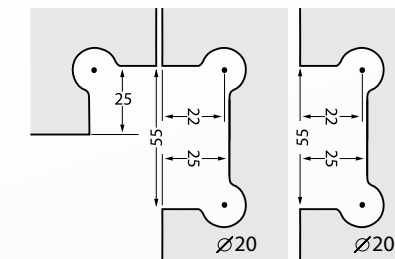
Ref.: 1313-A

Suporte para união de dois ou três vidros em "L" com contravento duplo à DIREITA e batente

Aplicação



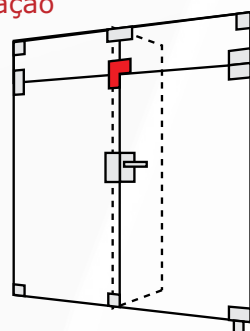
Recorte



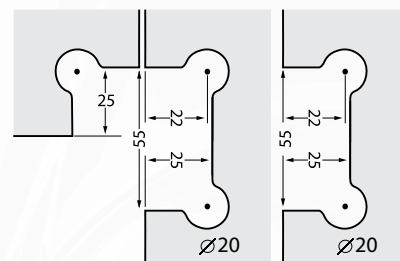
Ref.: 1312-A

Suporte para união de dois ou três vidros em "L" e contravento duplo à ESQUERDA

Aplicação



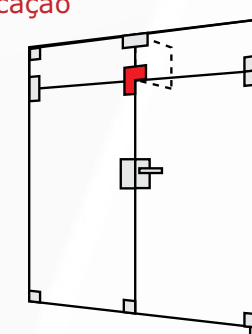
Recorte




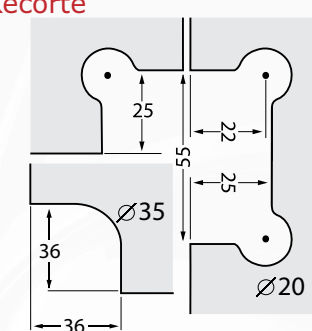
Ref.: 1314

Suporte para união de dois ou três vidros em "L" com contravento simples ESQUERDO e batente

Aplicação



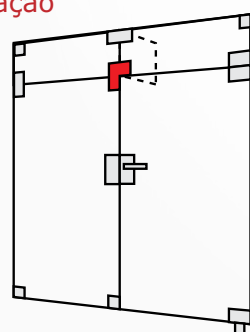
Recorte



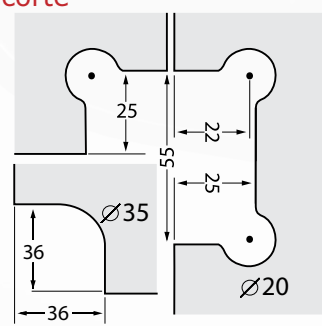
Ref.: 1312-B

Suporte para união de dois ou três vidros em "L" e contravento simples à ESQUERDA

Aplicação



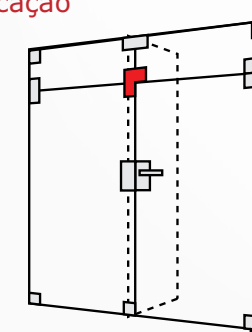
Recorte



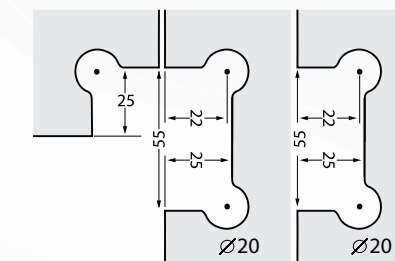
Ref.: 1314-A

Suporte para união de dois ou três vidros em "L" com contravento duplo ESQUERDO e batente

Aplicação



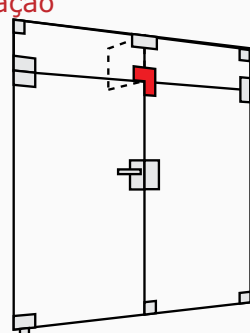
Recorte




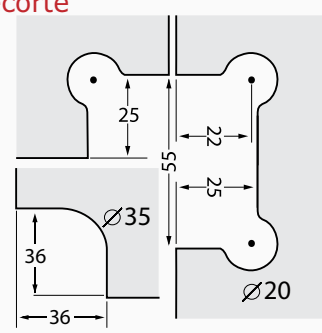
Ref.: 1313

Suporte para união de dois ou três vidros em "L" e contravento simples à DIREITA e batente

Aplicação



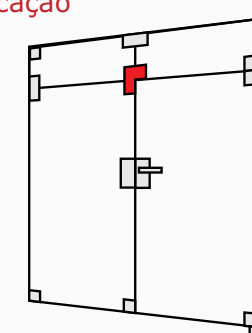
Recorte



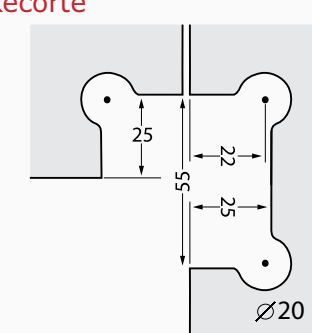
Ref.: 1315

Suporte para união de dois ou três vidros em "L" com batente

Aplicação



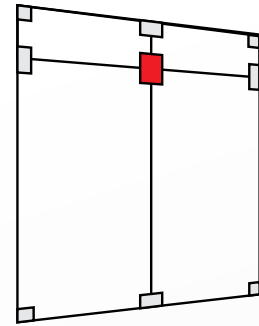
Recorte



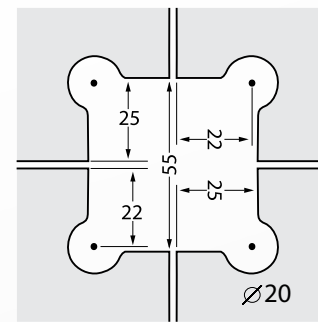
Ref.: 1316
Suporte sem miolo para união de quatro vidros



Aplicação



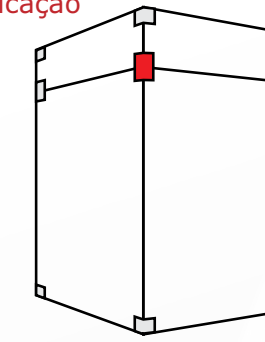
Recorte



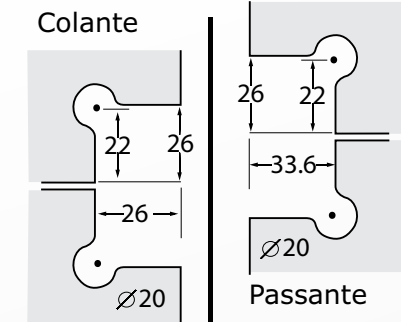
Ref.: 1319
Suporte de canto para união de quatro vidros



Aplicação



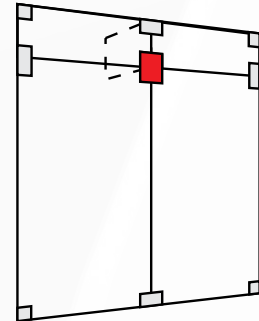
Recorte



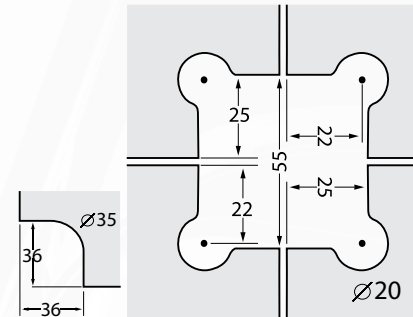
Ref.: 1317
Suporte para união de quatro vidros com suporte para contravento simples



Aplicação



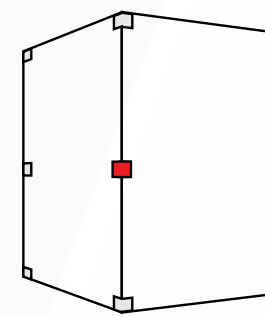
Recorte



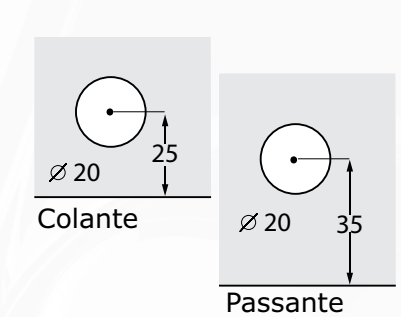
Ref.: 1320
Suporte cantoneira sem miolo



Aplicação



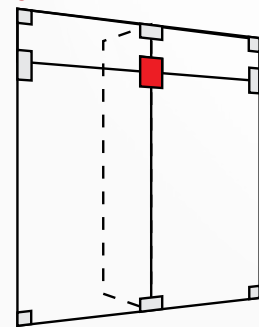
Recorte



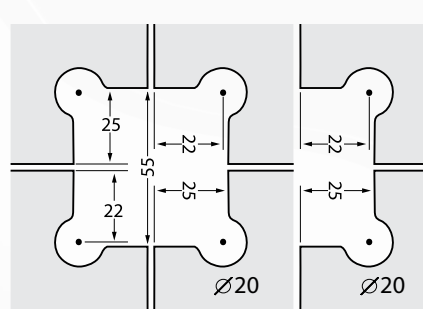
Ref.: 1318
Suporte para união de quatro vidros com suporte para contravento duplo



Aplicação



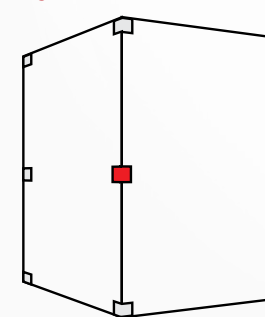
Recorte



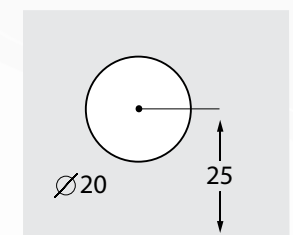
Ref.: 1320 135°
Suporte cantoneira sem miolo com ângulo de 135°



Aplicação



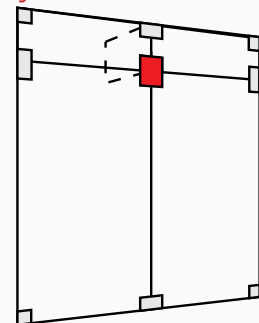
Recorte



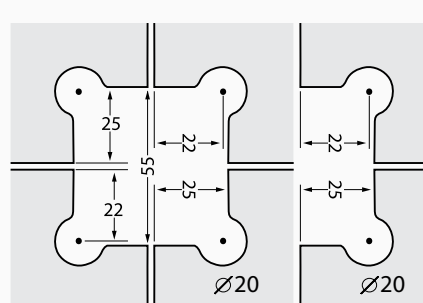
Ref.: 1318-A
Suporte para união de quatro vidros com suporte para contravento duplo deslocado




Aplicação



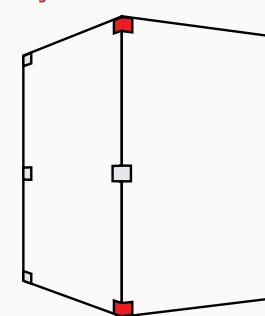
Recorte



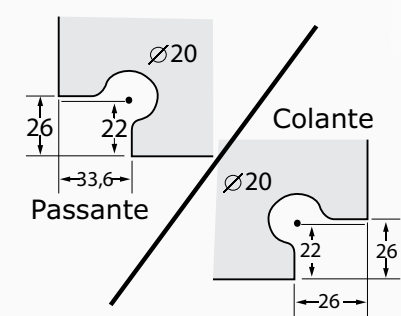
Ref.: 1321
Suporte cantoneira com miolo (inferior/superior)



Aplicação



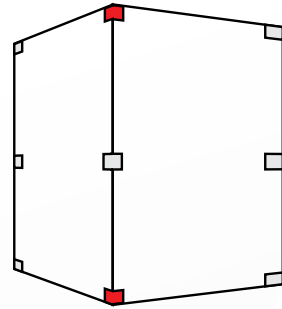
Recorte



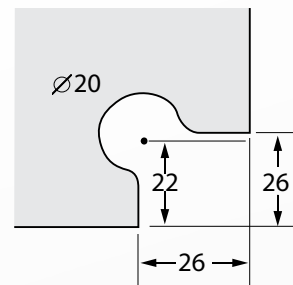
Ref.: 1321 135°

Suporte cantoneira com miolo (inferior/superior) com ângulo de 135°

Aplicação



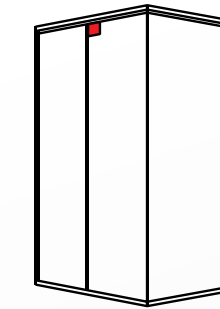
Recorte



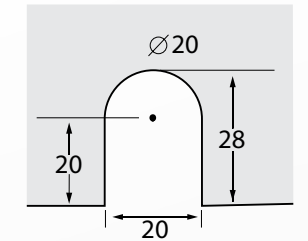
Ref.: 1326

Suporte para fixação de vidro fixo no trilho

Aplicação



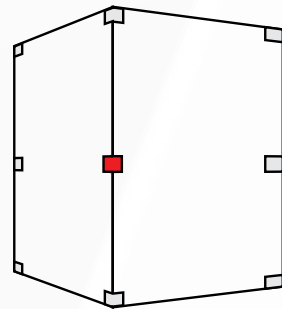
Recorte



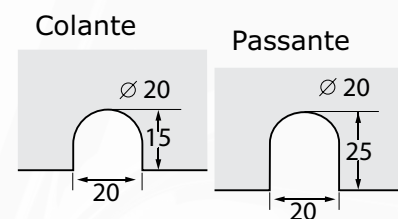
Ref.: 1322

Suporte cantoneira para união de dois vidros

Aplicação



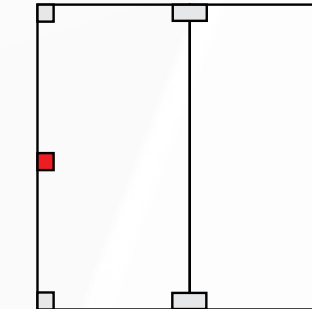
Recorte



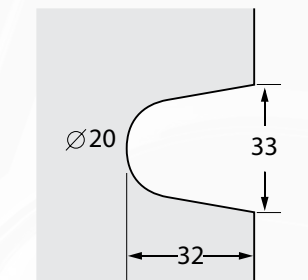
Ref.: 1329

Suporte de centro

Aplicação



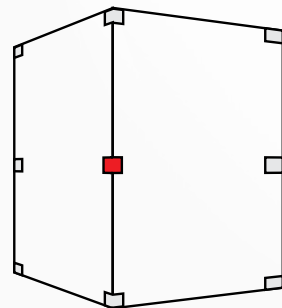
Recorte



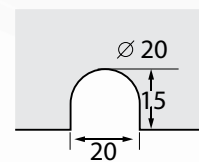
Ref.: 1322-135°

Suporte cantoneira para união de dois vidros com ângulo 135°

Aplicação



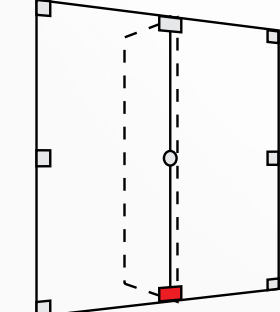

Recorte



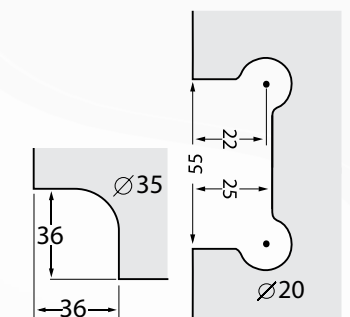
Ref.: 1333

Suporte com miolo para união de dois vidros com contravento à DIREITA

Aplicação



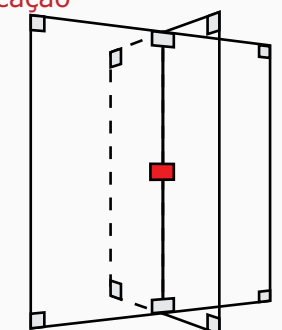
Recorte



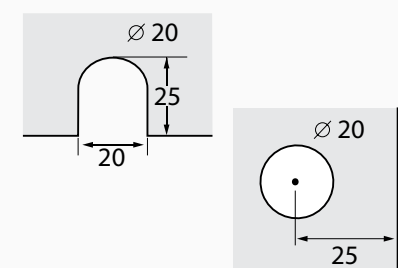
Ref.: 1323

Suporte sem miolo para união intermediária de quatro vidros

Aplicação



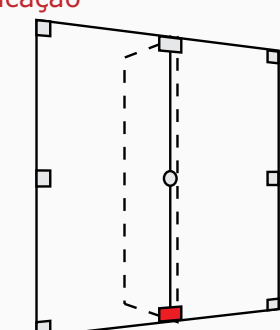

Recorte



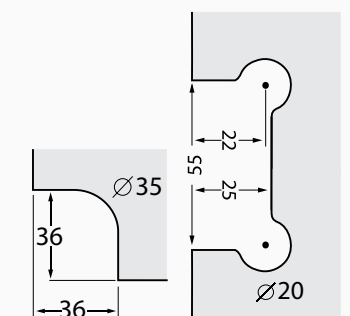
Ref.: 1334

Suporte com miolo para união de dois vidros com contravento à ESQUERDA

Aplicação



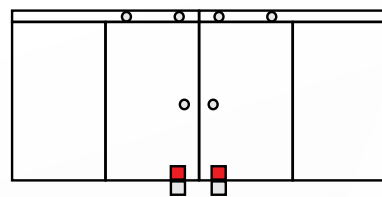
Recorte



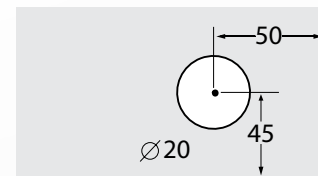


Ref.: 1335
Trinco sem miolo

Aplicação

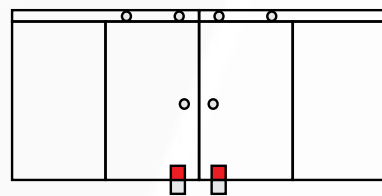


Recorte


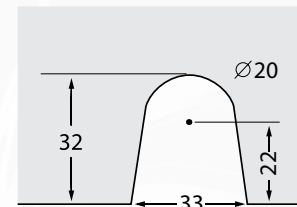


Ref.: 1335-A
Trinco com miolo

Aplicação

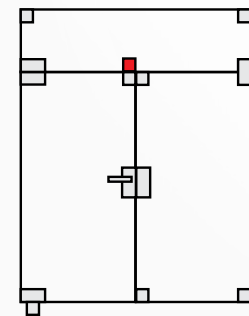


Recorte

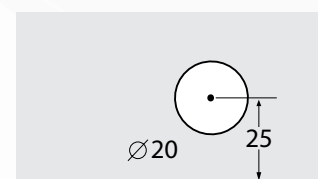


Ref.: 1335-C
Contra trinco para 1335

Aplicação

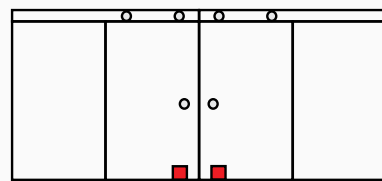


Recorte

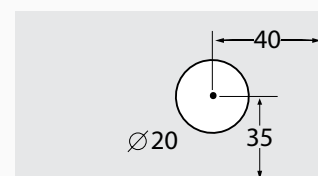


Ref.: 1335-M
Mini trinco

Aplicação



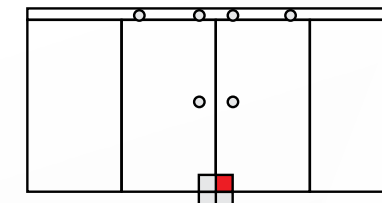
Recorte




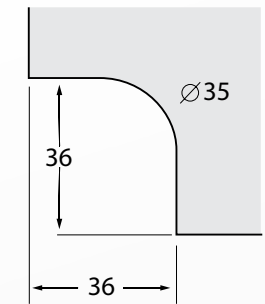
Ref.: 1336-D
Trinco de canto DIREITO

Aplicação

Vista externa



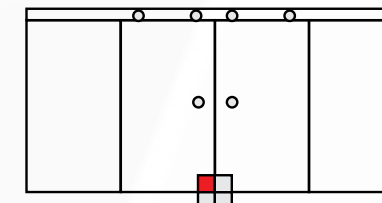
Recorte



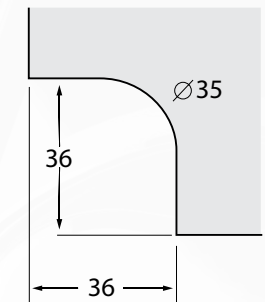
Ref.: 1336-E
Trinco de canto ESQUERDO

Aplicação

Vista externa

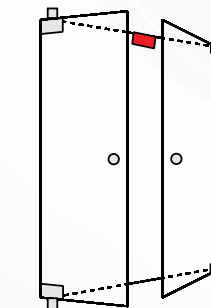


Recorte



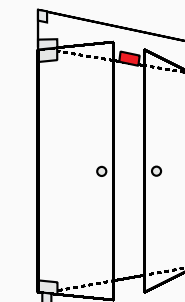
Ref.: 1401
Batente simples

Aplicação

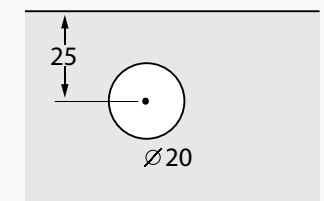


Ref.: 1402
Suporte com batente para fixação em bandeira

Aplicação



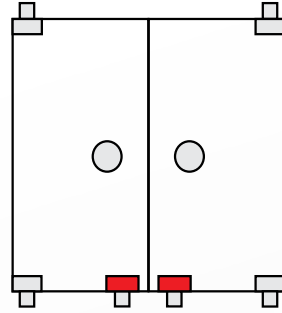
Recorte



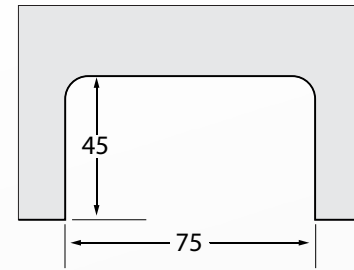
Ref.: 1502
Trinco inferior com miolo



Aplicação



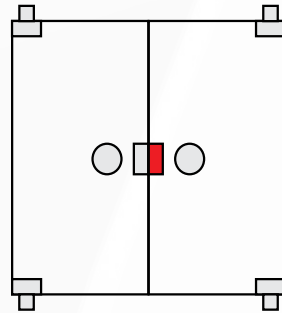
Recorte



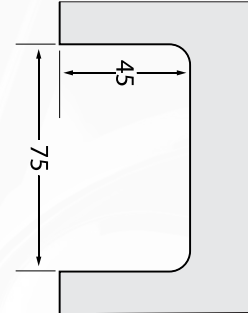
Ref.: 1504
Contra fechadura para fechadura 1520



Aplicação



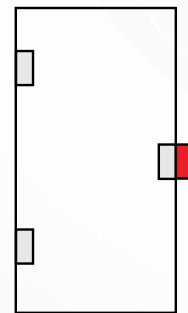
Recorte



Ref.: 1504-A
Espelho com batente para fechadura 1520



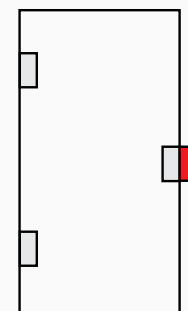
Aplicação



Ref.: 1505
Espelho sem batente para fechadura 1520



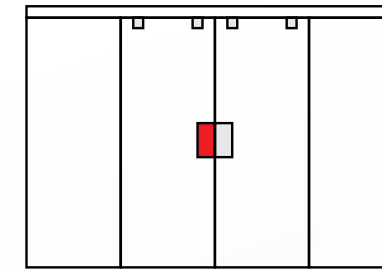
Aplicação



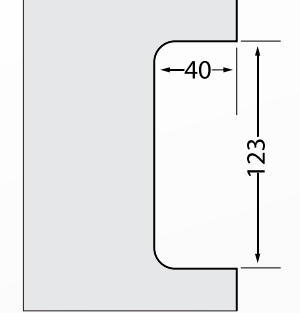
Ref.: 1510
Fechadura bico de papagaio com abas



Aplicação



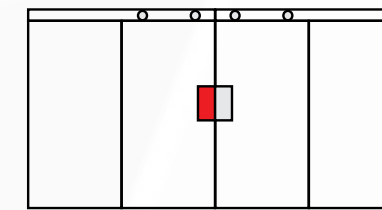
Recorte



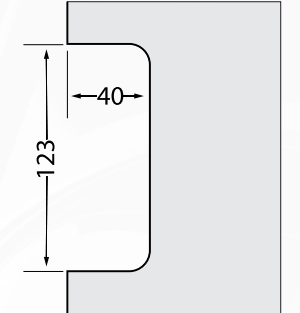
Ref.: 1510 JD
Fechadura bico de papagaio DIREITA para janela



Aplicação



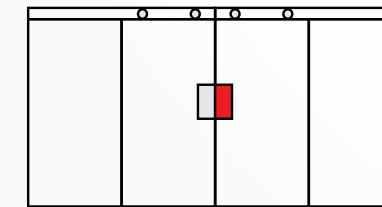
Recorte



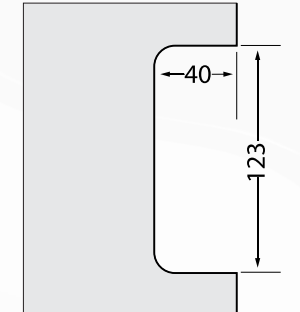
Ref.: 1510 JE
Fechadura bico de papagaio ESQUERDA para janela



Aplicação



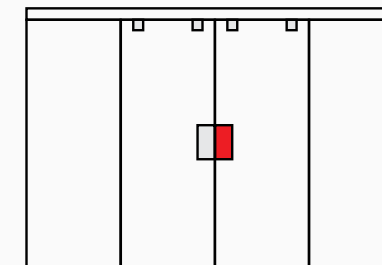
Recorte



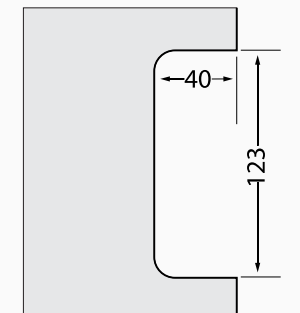
Ref.: 1511
Contra fechadura para fechadura 1510



Aplicação



Recorte

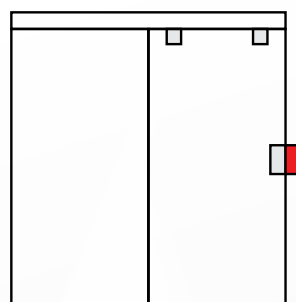




Ref.: 1511-A
Espelho para fechadura 1510 - com abas

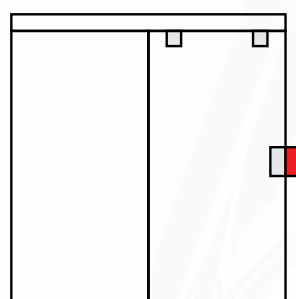
Aplicação

Aplicação



Ref.: 1511-B
Espelho para fechadura 1510 - sem abas

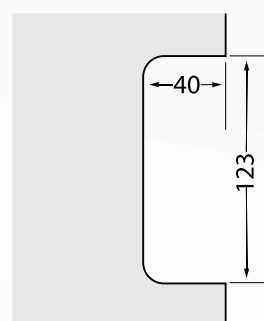
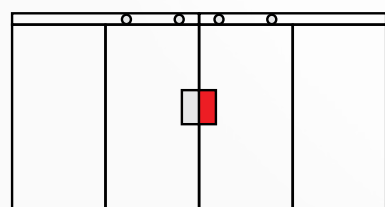
Aplicação



Ref.: 1511-JD
Contra fechadura para fechadura 1510 JE

Aplicação

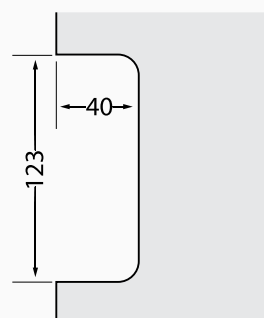
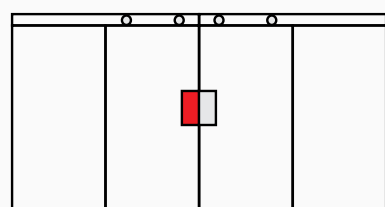
Recorte



Ref.: 1511-JE
Contra fechadura para fechadura 1510-JD

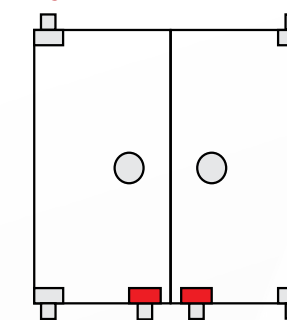
Aplicação

Recorte

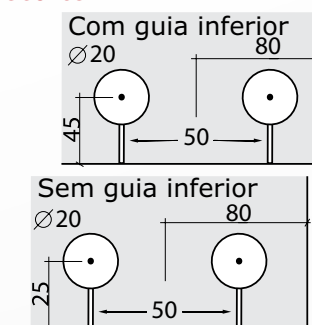


Ref.: 1519
Trinco inferior

Aplicação

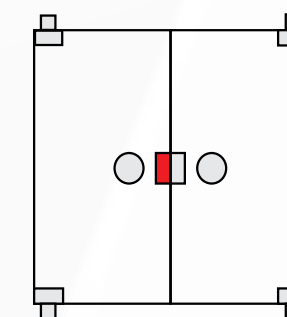


Recorte

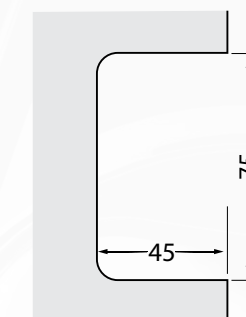


Ref.: 1520
Fechadura para porta de bater

Aplicação

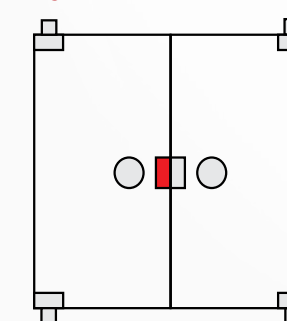


Recorte

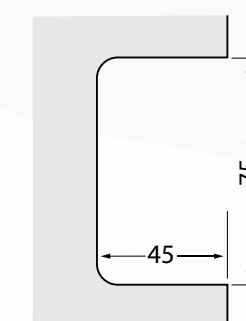


Ref.: 1520-T (tetra)
Fechadura para porta de bater com chave tetra

Aplicação

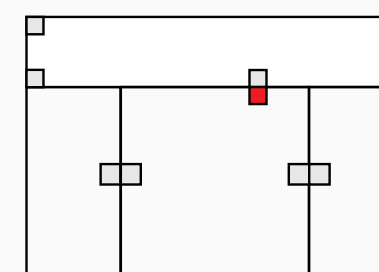


Recorte

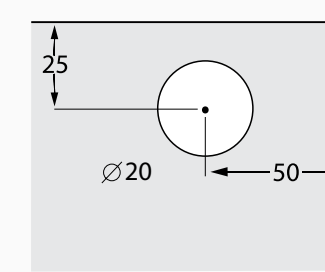


Ref.: 1523
Trinco para basculante

Aplicação

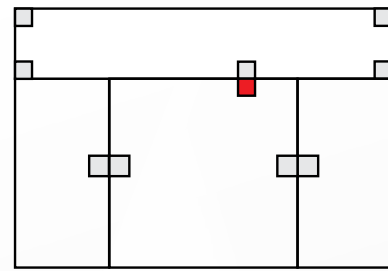


Recorte



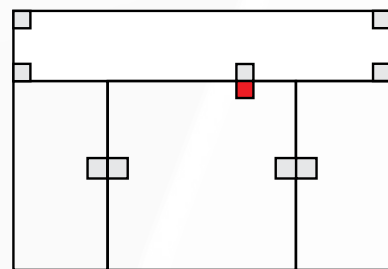
Ref.: 1523-PR
Trinco de pressão para basculante

Aplicação

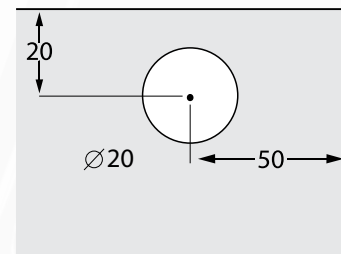


Ref.: 1523-M
Mini trinco para basculante

Aplicação

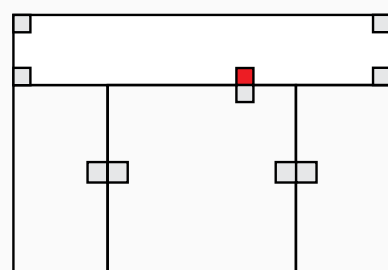


Recorte

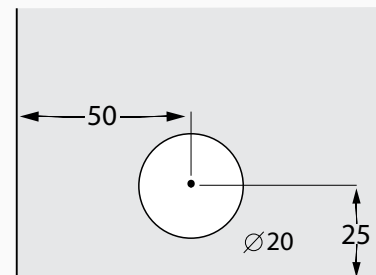


Ref.: 1524
Contra trinco com batente para basculante

Aplicação

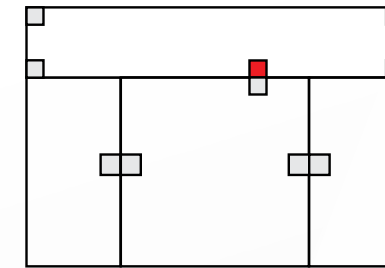


Recorte

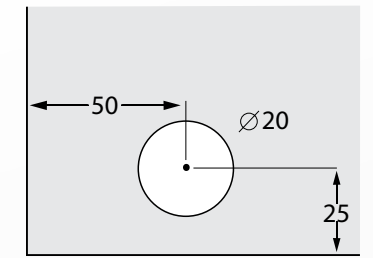


Ref.: 1524 - sem aba
Contra trinco sem batente para basculante

Aplicação

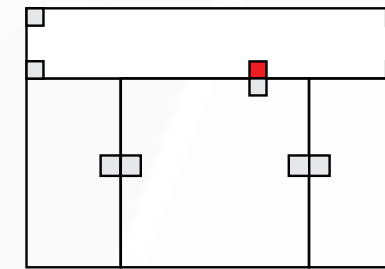


Recorte

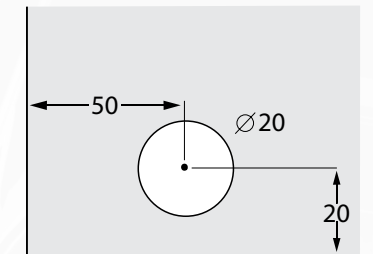


Ref.: 1524-M
Mini contra trinco sem batente para basculante

Aplicação

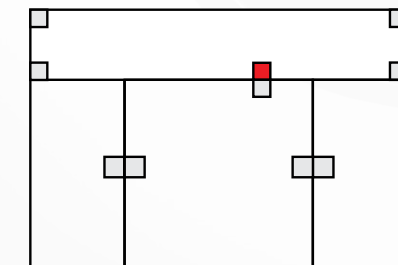


Recorte



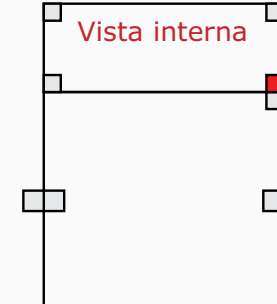
Ref.: 1524-MP
Mini contra trinco de pressão para basculante

Aplicação

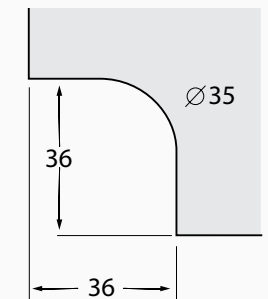


Ref.: 1525
Contra trinco DIREITO para basculante

Aplicação



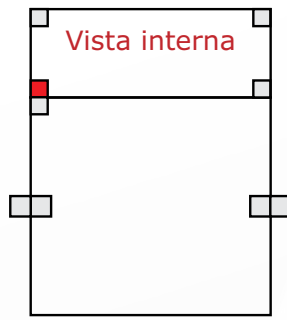
Recorte



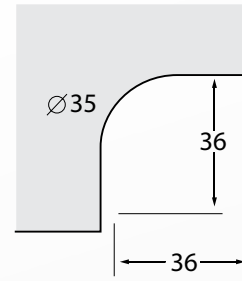
Ref.: 1526
Contra trinco ESQUERDO para basculante




Aplicação



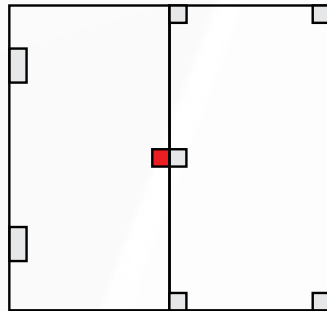
Recorte



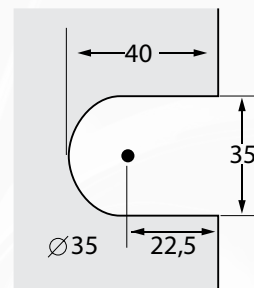
Ref.: 1529
Trinco para porta de bater




Aplicação



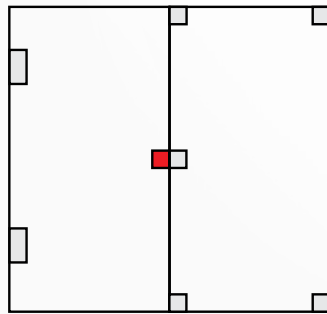
Recorte



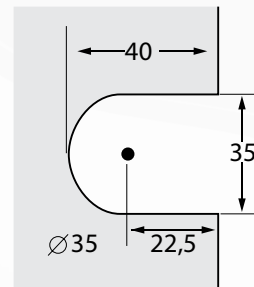
Ref.: 1529-B
Trinco para porta de banheiro público



Aplicação



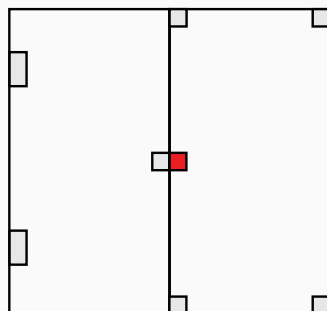
Recorte



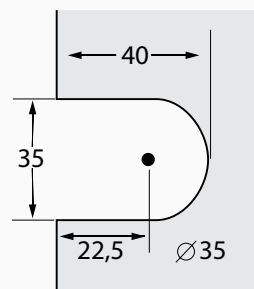
Ref.: 1530
Contra trinco para trinco 1529



Aplicação



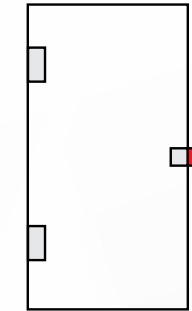
Recorte



Ref.: 1530-A
Espelho com batente para trinco 1529



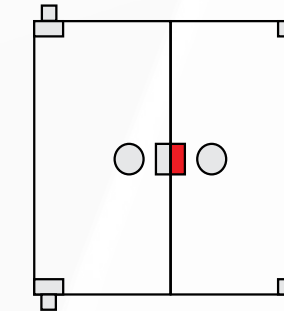
Aplicação



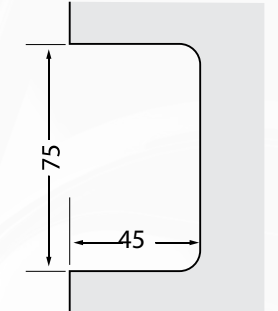
Ref.: 1531
Contra Fechadura com batente para fechadura: 1520/1520-T



Aplicação



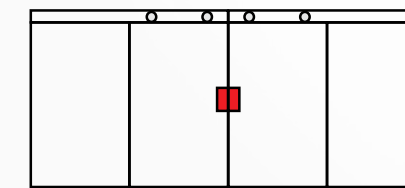
Recorte



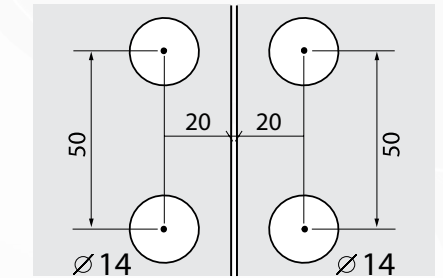
Ref.: 1570
BATE-FECHA - Fecho para janela vidro/vidro



Aplicação



Recorte



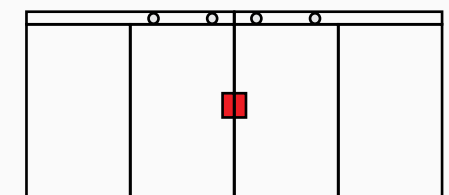
Ref.: 1570-PR
BATE-FECHA - Fecho de pressão para vidro laminado



Aplicação



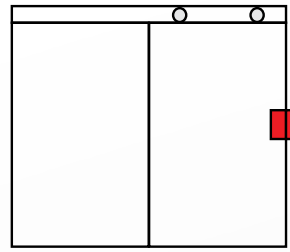
sem recorte



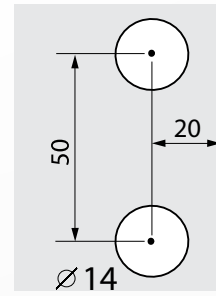


Ref.: 1571
BATE-FECHA - fecho para janela vidro/alvenaria

Aplicação



Recorte

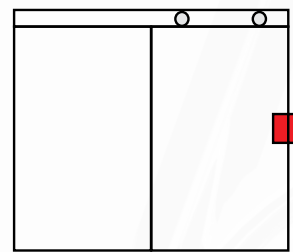


Ref.: 1571-PR
BATE-FECHA - Fecho de pressão para vidro laminado

Aplicação



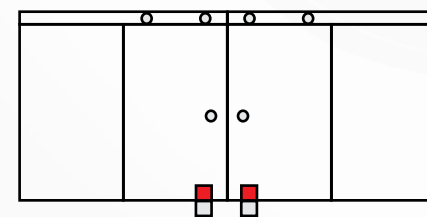
Recorte



Ref.: 1800
Trinco de pressão



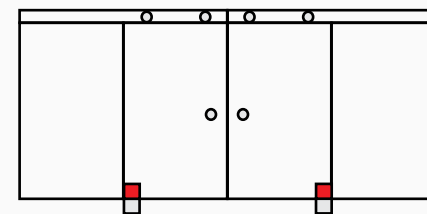
Recorte



Ref.: 1800-A
Trinco de pressão esquerdo/direito



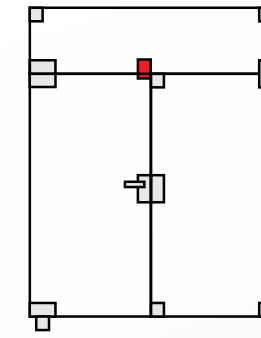
Recorte



Ref.: 1800-B
Batente de pressão



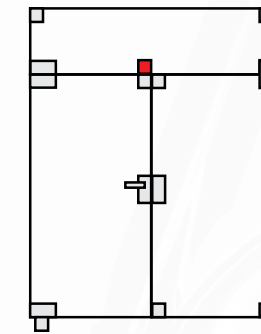
Aplicação



Ref.: 1800-C
Contra trinco de pressão



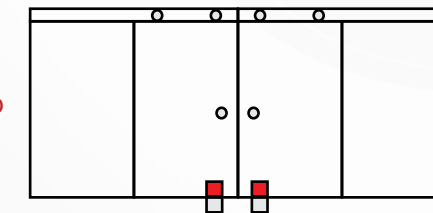
Aplicação



Ref.: 1800-M
Mini trinco de pressão



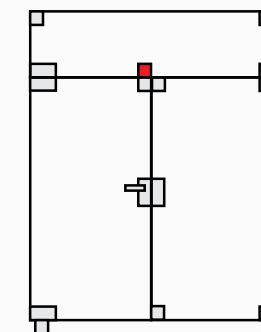
Aplicação



Ref.: 1800-C-MP
Mini contra trinco de pressão



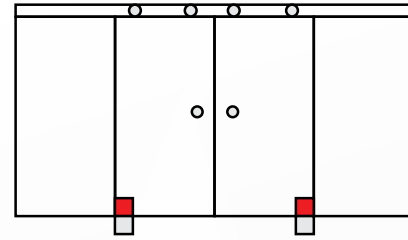
Aplicação





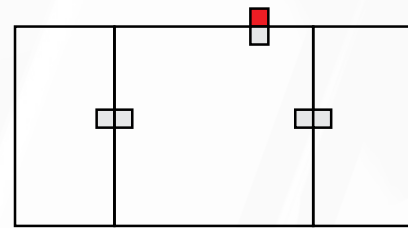
Ref.: 1800-AT
Trinco de pressão lateral

Aplicação




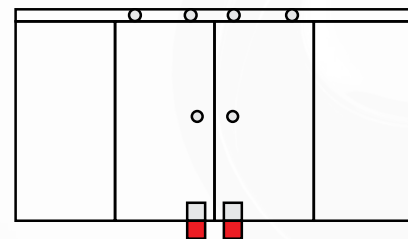
Ref.: 1801
Espelho para trinco 1523

Aplicação



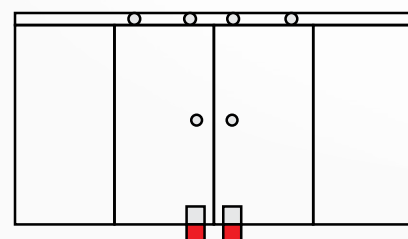
Ref.: 1801-A
Espelho para trinco de piso

Aplicação



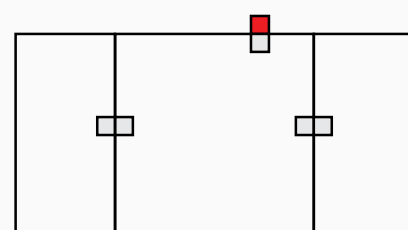
Ref.: 1801-B
Espelho para trinco de piso com furo deslocado

Aplicação



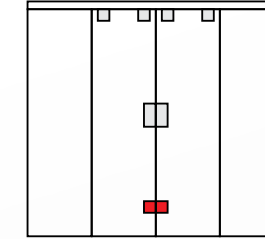
Ref.: 1801-M
Mini espelho para trinco 1523

Aplicação

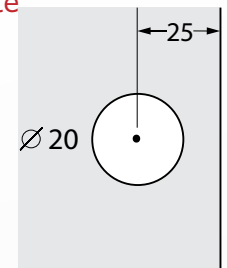


Ref.: 1802
Porta cadeado

Aplicação

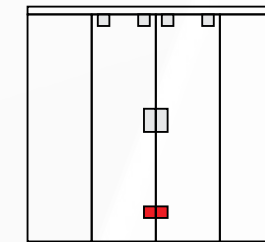


Recorte

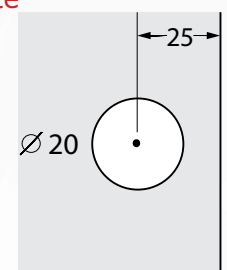


Ref.: 1802-D
Porta cadeado duplo

Aplicação



Recorte



Ref.: 1871
Fixador de porta para rodapé

Aplicação



Ref.: 1872
Fixador de porta para piso

Aplicação

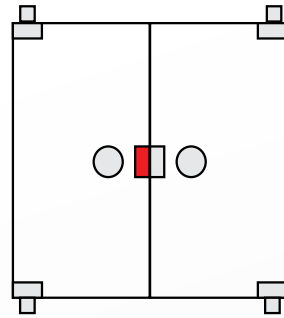


Ref.: 1973-8/10
Suporte para prateleira de 8 e 10mm

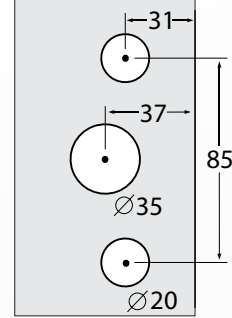
Ref.: 3210
Fechadura para porta de bater



Aplicação



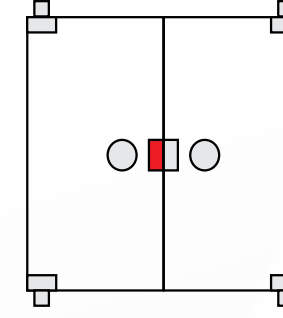
Recorte



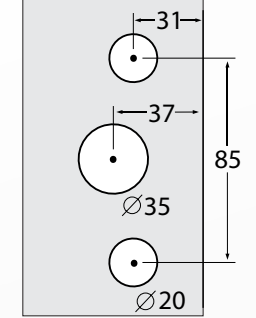
Ref.: 3214
Fechadura sem tambor externo para porta de bater



Aplicação



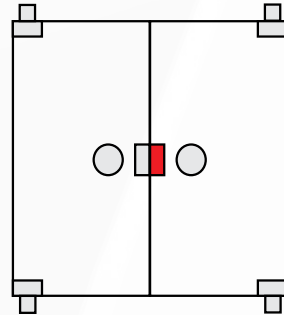
Recorte



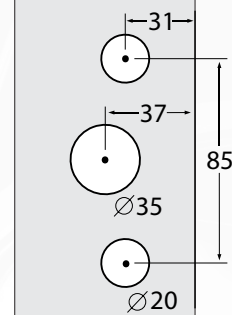
Ref.: 3211
Contra fechadura com batente para fech. 3210 e 3214



Aplicação



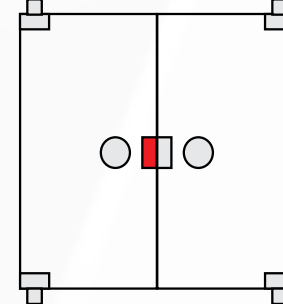
Recorte



Ref.: 3214-PR
Fechadura de pressão para porta de bater



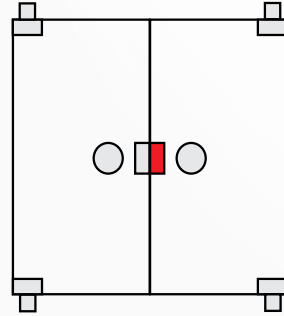
Aplicação



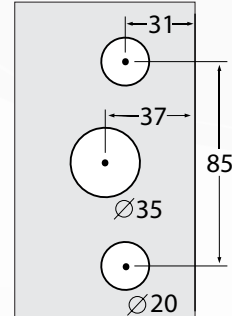
Ref.: 3212
Contra fechadura sem batente para fech. 3210 e 3214



Aplicação



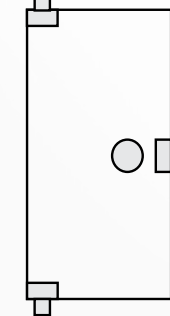
Recorte



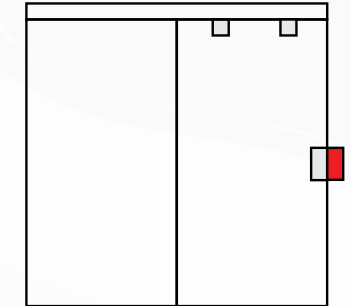
Ref.: 3230
Espelho com batente para fech. 3210, 3214, 3530 e 3532



Aplicação



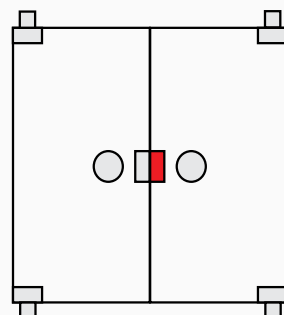
Aplicação



Ref.: 3212-PR
Contra fechadura de pressão para fechadura 3214-PR



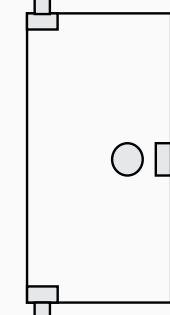
Aplicação



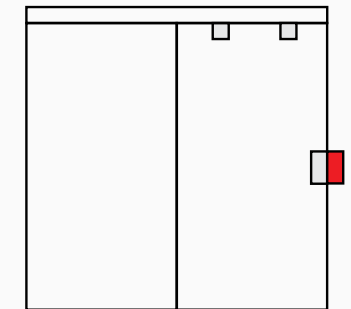
Ref.: 3232
Espelho sem batente para fech. 3210, 3214, 3530 e 3532




Aplicação



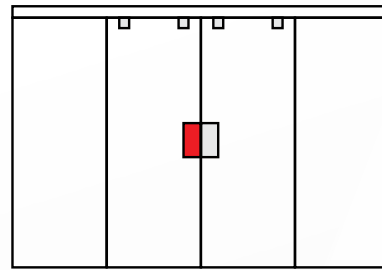
Aplicação



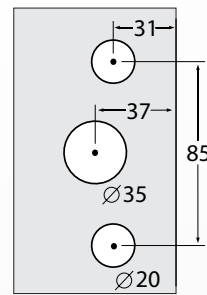
Ref.: 3530
Fechadura para porta de correr



Aplicação



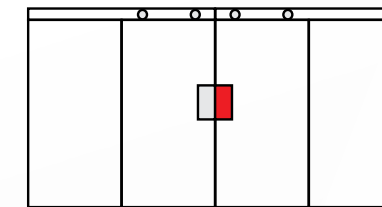
Recorte



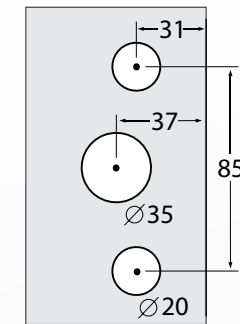
Ref.: 3536
Contra fechadura para fechadura 3532



Aplicação



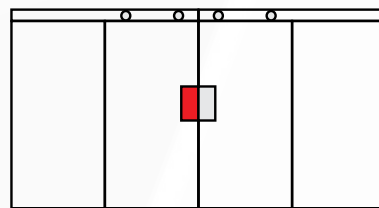
Recorte



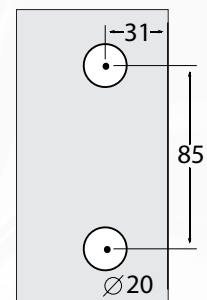
Ref.: 3532
Fechadura sem tambor externo para porta e janela de correr



Aplicação



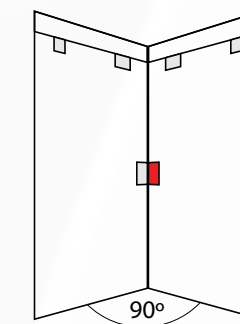
Recorte



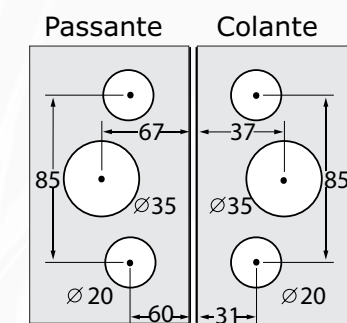
Ref.: 3536-90°
Contra fechadura para fech. 3532 c/ fechamento em 90°



Aplicação



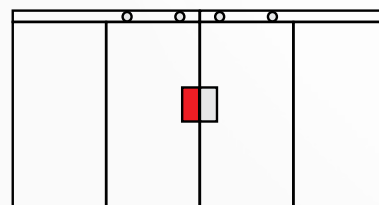
Recorte



Ref.: 3532-PR
Fechadura de pressão para janela de correr



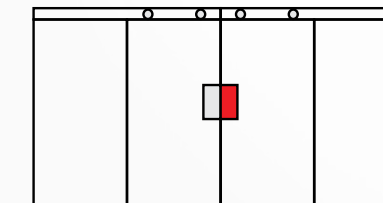
Aplicação



Ref.: 3536-PR
Contra fechadura de pressão para fechadura 3532-PR



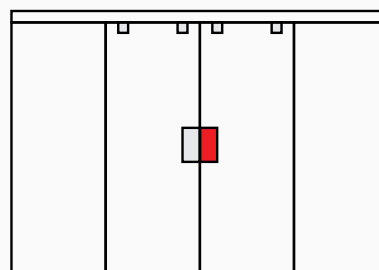
Aplicação



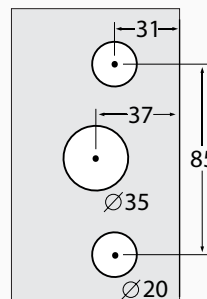
Ref.: 3534
Contra fechadura para fechadura 3530



Aplicação



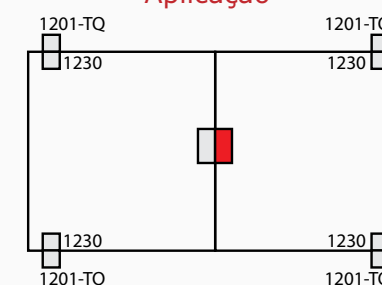
Recorte



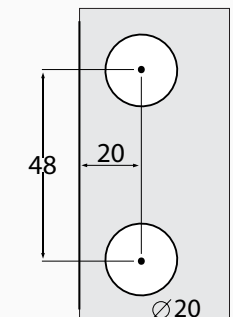
Ref.: 3211-M
Mini contra fechadura com batente para fech. 3214-M



Aplicação



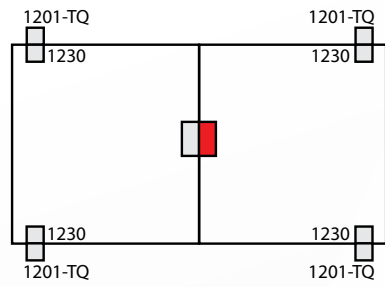
Recorte



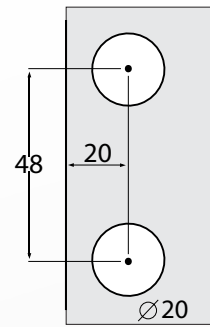


Ref.: 3212-M
Mini contra fechadura sem batente para fech. 3214-M

Aplicação

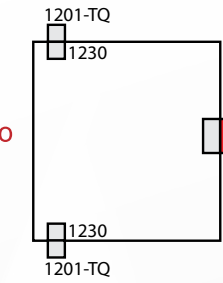


Recorte



Ref.: 3232-M
Mini espelho sem batente para fechadura 3214-M

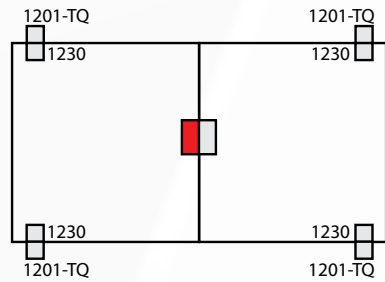
Aplicação



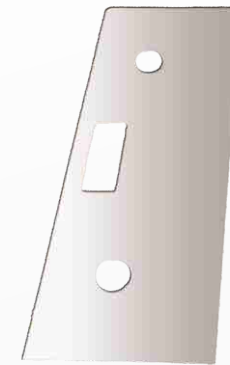
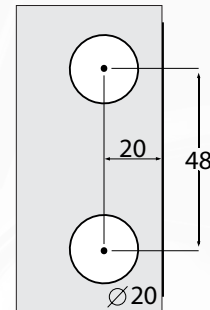
Ref.: 3214-M
Mini fechadura sem tambor externo para janela de bater



Aplicação

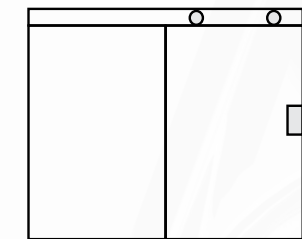


Recorte



Ref.: 3232-MC
Mini espelho sem batente para fechadura 3532-M

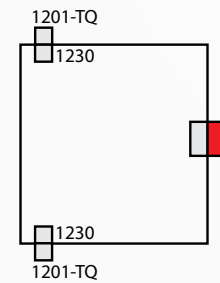
Aplicação



Ref.: 3230-M
Mini espelho com batente para fechadura 3214-M

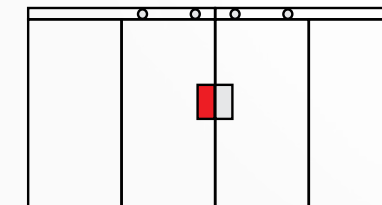


Aplicação

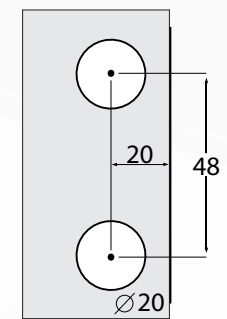


Ref.: 3532-M
Mini fechadura sem tambor externo para janela e vitrine de correr

Aplicação



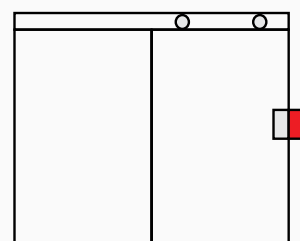
Recorte



Ref.: 3230-MC
Mini espelho com batente para fechadura 3532-M

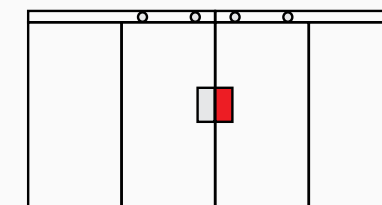


Aplicação

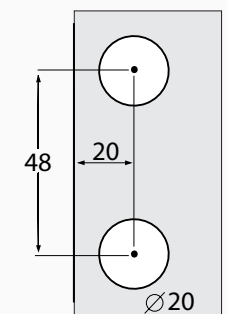


Ref.: 3536-M
Mini contra fechadura para fechadura 3532-M

Aplicação



Recorte

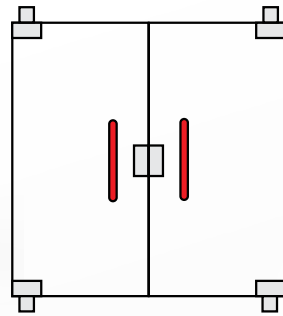


Ref.: PX-RD-RET

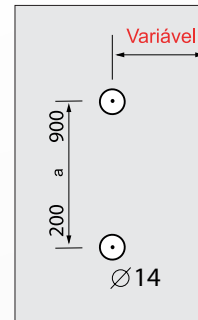
Puxador reto duplo perfil retangular (200mm a 900mm entre furos)



Aplicação



Recorte

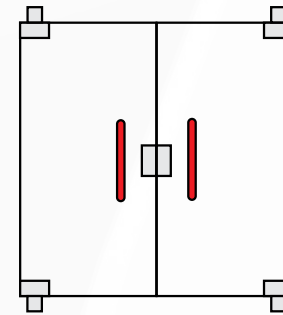


Ref.: PX-RS

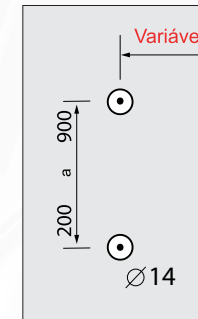
Puxador reto simples perfil redondo (200mm a 900mm entre furos)



Aplicação



Recorte

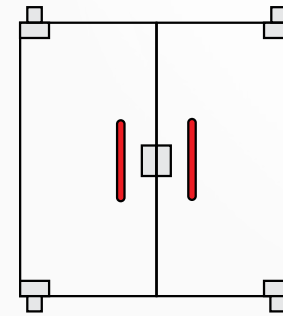


Ref.: PX-RS-RET

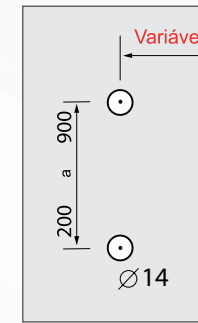
Puxador reto simples perfil retangular (200mm a 900mm entre furos)



Aplicação



Recorte

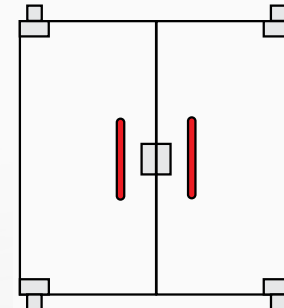


Ref.: PX-RD

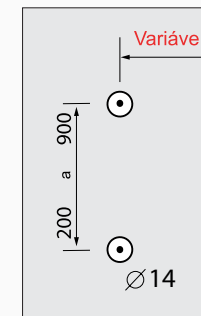
Puxador reto duplo perfil redondo (200mm a 900mm entre furos)



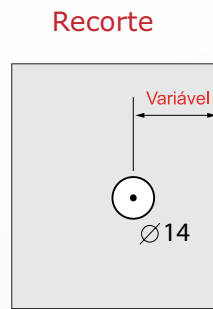
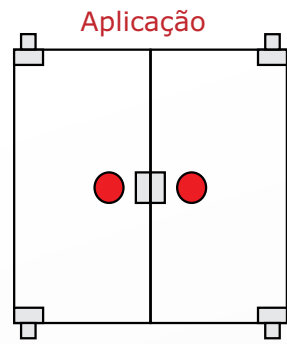
Aplicação



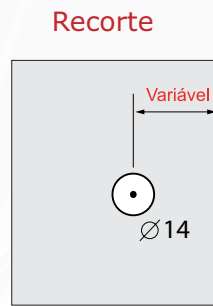
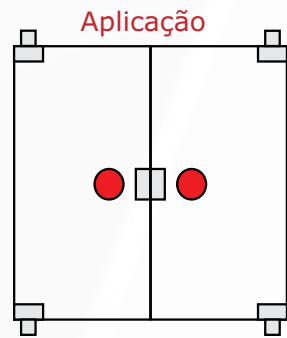
Recorte



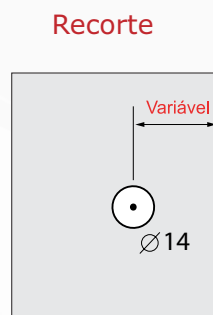
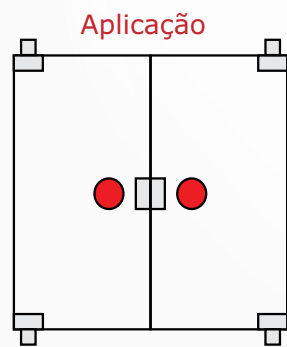
Ref.: 1605
Puxador vidro Temperado (115mm diâmetro)



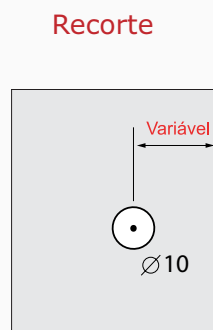
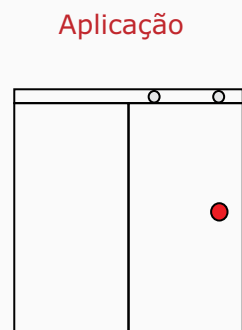
Ref.: 1606
Puxador concha (100mm diâmetro)



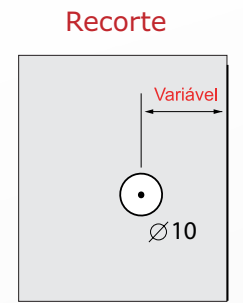
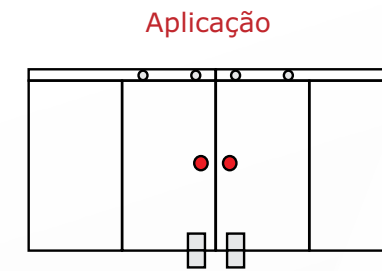

Ref.: 1607
Puxador de madeira



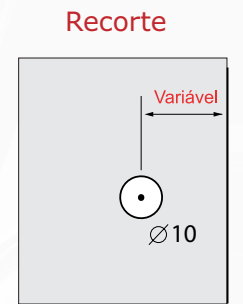
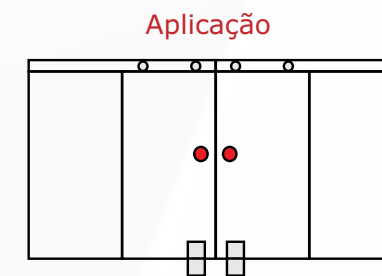
Ref.: 1629-B
Puxador para box



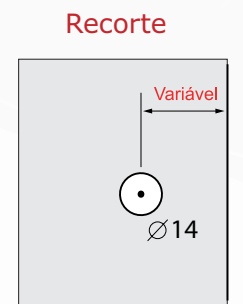
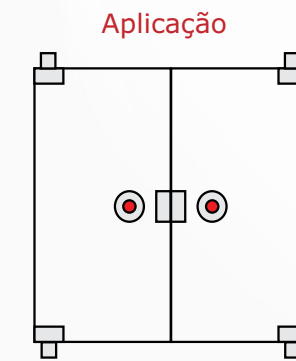
Ref.: 1629-J
Puxador para janela




Ref.: 1629-MJ
Mini puxador para armário e janela



Ref.: 1636
Prolongador para puxador de vidro



Ref.: 1641
Barra de apoio e segurança em alumínio cromado





Jogo de pino completo para trincos



Trava com mola para trinco e haste maxim-ar



Pino para dobradiça 1114



Pino para dobradiça 1101



Pinos para trincos



1404 Guia de nylon para porta de correr



Jogo de parafusos com porcas



Miols para dobradiças: 1103 e 1103-TQ



Pino para 1013



Bucha de nylon para: 1101-TQ/1201/1203/1230



Nylon para dobradiça 1115



Nylon para dobradiça 1114

Prolongadores com tampas

PL-2525	ø25 x 25mm
PL-2550	ø25 x 50mm
PL-25100	ø25 x 100mm
PL-3825	ø38 x 25mm
PL-3850	ø38 x 50mm
PL-38100	ø38 x 100mm

Prolongadores c/ ventosa

PLV-2525	ø25 x 25mm
PLV-2550	ø25 x 50mm
PLV-25100	ø25 x 100mm
PLV-3825	ø38 x 25mm
PLV-3850	ø38 x 50mm
PLV-38100	ø38 x 100mm



Ø14

Ref.: PL 5050 PRÓ

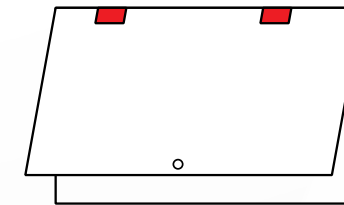


Prolongador para Guarda-corpo serviço pesado, 50x50mm com regulagem

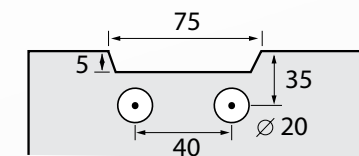


Ref.: DVA Dobradiça Maxim-ar (VA)

Aplicação



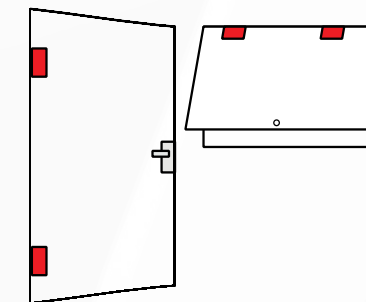
Recorte



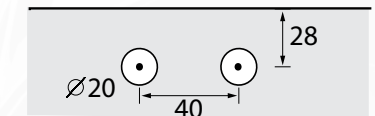
Ref.: DVA-TQ

Dobradiça Maxim-ar (VA) - sem recorte no vidro

Aplicação



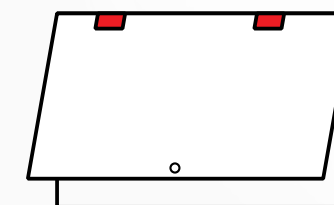
Recorte



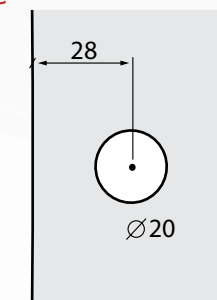
Ref.: DVA-M-TQ

Mini dobradiça Maxim-ar (VA) - sem recorte no vidro

Aplicação



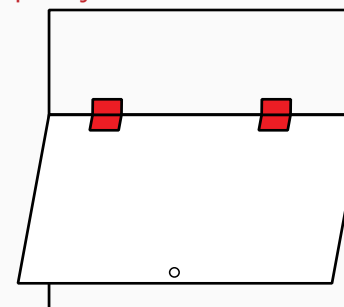
Recorte



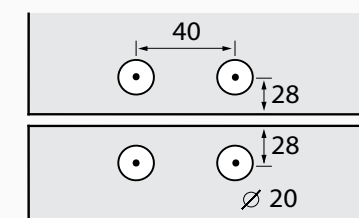
Ref.: DVV

Dobradiça Maxim-ar (VV)

Aplicação

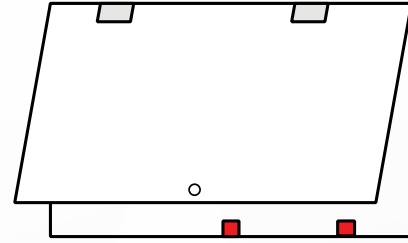



Recorte



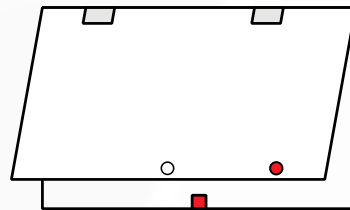

Ref.: Desc-VA
Descanso para haste V/A

Aplicação

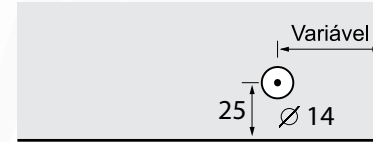


Ref.: Desc-VA-3
Descanso para haste V/A -3

Aplicação

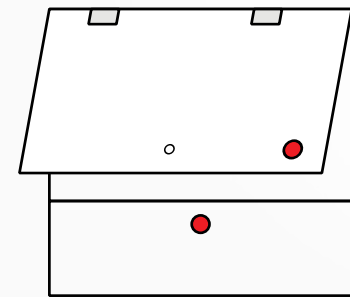


Recorte

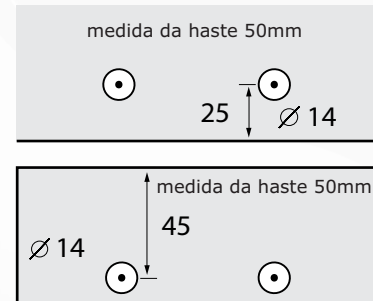


Ref.: Desc-VV
Descanso para haste V/V

Aplicação

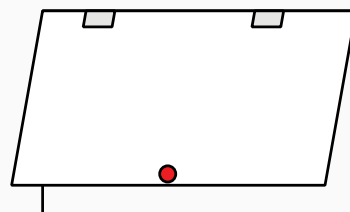


Recorte

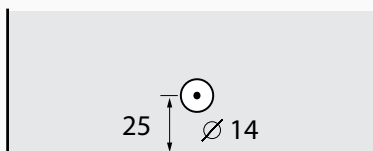


Ref.: Haste Maxim-ar (150mm a 650mm)

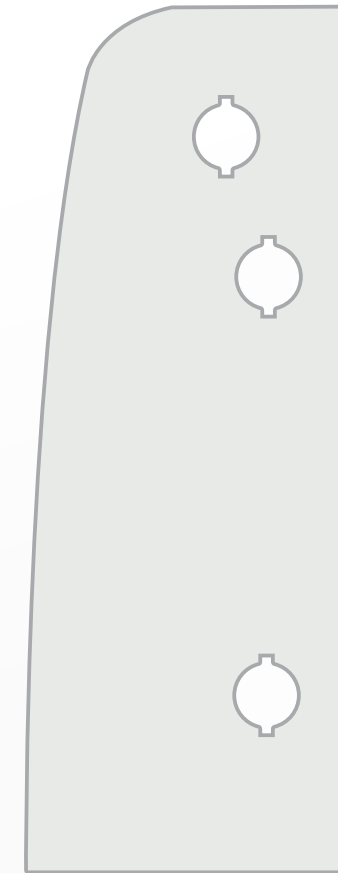
Aplicação



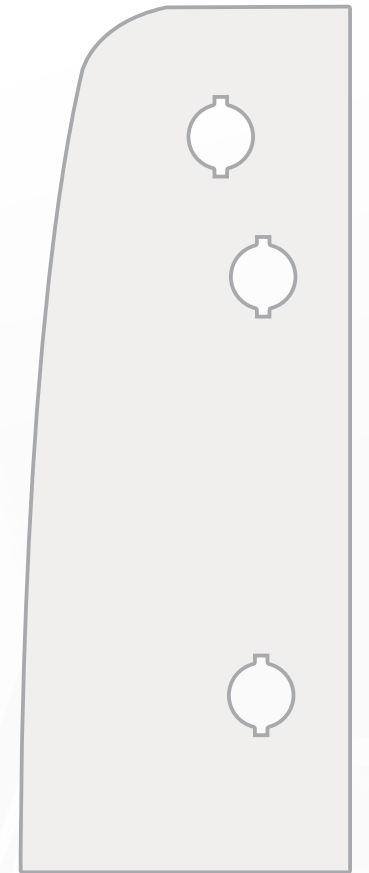
Recorte




Cromado




Fosco




Branco



Preto



Bronze



Marrom